



BRSCC Quaife Fiesta Championship

Brands Hatch Indy Circuit

22nd/23rd October 2016



Results Provided by Timing Solutions Ltd
www.tsl-timing.com

Formula Ford Festival - Brands Hatch - 22nd/23rd October 2016

BRSCC Quaife Fiesta Championship - Classes A, B & D

PRACTICE - CLASSIFICATION

POS	NO	CL	PIC NAME	ENTRY	TIME	ON	LAPS	GAP	DIFF	MPH
1	12*	D	1 Jessica KING	Ford Fiesta Zetec S	56.495	9	12			76.97
2	88	D	2 John COOPER	Ford Fiesta Zetec S	57.348	14	14	0.853	0.853	75.82
3	52	D	3 Alastair KELLETT	Ford Fiesta Zetec S	57.445	15	15	0.950	0.097	75.70
4	0	D	4 Stuart ROBBINS	Ford Fiesta Zetec S	57.930	9	9	1.435	0.485	75.06
5	127	A	1 James STYLES	Ford Fiesta Si	58.191	12	15	1.696	0.261	74.72
6	45	D	5 Jamie WHITE	Ford Fiesta Zetec S	58.730	6	6	2.235	0.539	74.04
7	60*	A	2 Adam LYNCH	Ford Fiesta Si	59.855	10	11	3.360	1.125	72.65
8	42	A	3 John BATEMAN	Ford Fiesta Si	59.882	12	14	3.387	0.027	72.61
9	50*	D	6 Penelope JONES	Ford Fiesta Zetec S	59.930	11	11	3.435	0.048	72.56
10	55*	D	7 Simon FURLONGER	Ford Fiesta Zetec S	59.997	11	12	3.502	0.067	72.48
11	10	A	4 Peter DENDY-SADLER	Ford Fiesta Si	1:00.092	12	14	3.597	0.095	72.36
12	93	D	8 Jack YOUHILL	Ford Fiesta Zetec S	1:00.318	10	11	3.823	0.226	72.09
13	22	A	5 Theo BRIDGEMAN-WILLIAMS	Ford Fiesta Si	1:01.357	14	14	4.862	1.039	70.87
14	2	D	9 Al DALY	Ford Fiesta Zetec S	1:01.438	9	14	4.943	0.081	70.78
15	20	B	1 Luke BANNISTER	Ford Fiesta Zetec	1:02.024	9	14	5.529	0.586	70.11
16	3	B	2 Christopher HORNE	Ford Fiesta Zetec	1:02.159	13	13	5.664	0.135	69.95
17	16	A	6 Tim BENNETT	Ford Fiesta Si	1:02.338	3	3	5.843	0.179	69.75
18	49	B	3 Kieran WHITE	Ford Fiesta Zetec	1:03.860	13	13	7.365	1.522	68.09

Cars 12, 50, 55 and 60 Transponders and not working please rectify for the race to be timed

Weather / Track : Cloudy / Dry

These results are provisional until the conclusion of any judicial and technical matters.

Brands Hatch Indy

Circuit Length = 1.2079 miles

Start: 10:24 Flag 10:39 End: 10:42

Clerk Of Course :

Timekeeper :

Formula Ford Festival - Brands Hatch - 22nd/23rd October 2016

BRSCC Quaife Fiesta Championship - Classes A, B & D

PRACTICE - LAP ANALYSIS

DIFF = Difference To Personal Best Lap

P1 12 Jessica KING				
LAP	LAP TIME	DIFF	MPH	TIME OF DAY
1 -	1:07.044	10.549	64.86	10:27:14.272
2 -	1:03.171	6.676	68.83	10:28:17.443
3 -	1:01.161	4.666	71.10	10:29:18.604
4 -	1:00.561	4.066	71.80	10:30:19.165
5 -	1:00.412	3.917	71.98	10:31:19.577
6 -	59.592 (3)	3.097	72.97	10:32:19.169
7 -	1:00.625	4.130	71.72	10:33:19.794
8 -	59.590 (2)	3.095	72.97	10:34:19.384
9 -	56.495 (1)		76.97	10:35:15.879
10 -	1:01.058	4.563	71.22	10:36:16.937
11 -	1:00.374	3.879	72.02	10:37:17.311
12 -	1:02.170	5.675	69.94	10:38:19.481

P2 88 John COOPER				
LAP	LAP TIME	DIFF	MPH	TIME OF DAY
1 -	1:19.887	22.539	54.43	10:26:19.797
2 -	1:06.930	9.582	64.97	10:27:26.727
3 -	1:02.765	5.417	69.28	10:28:29.492
4 -	1:01.580	4.232	70.61	10:29:31.072
5 -	1:00.326	2.978	72.08	10:30:31.398
6 -	59.330	1.982	73.29	10:31:30.728
7 -	58.952	1.604	73.76	10:32:29.680
8 -	2:06.078 P	1:08.730	34.49	10:34:35.758
9 -	1:02.476	5.128	69.60	10:35:38.234
10 -	58.238	0.890	74.66	10:36:36.472
11 -	58.148	0.800	74.78	10:37:34.620
12 -	58.091 (3)	0.743	74.85	10:38:32.711
13 -	57.715 (2)	0.367	75.34	10:39:30.426
14 -	57.348 (1)		75.82	10:40:27.774

P3 52 Alastair KELLETT				
LAP	LAP TIME	DIFF	MPH	TIME OF DAY
1 -	1:22.630	25.185	52.62	10:26:28.605
2 -	1:09.206	11.761	62.83	10:27:37.811
3 -	1:01.764	4.319	70.40	10:28:39.575
4 -	1:00.113	2.668	72.34	10:29:39.688
5 -	1:00.223	2.778	72.20	10:30:39.911
6 -	58.684	1.239	74.10	10:31:38.595
7 -	1:00.170	2.725	72.27	10:32:38.765
8 -	59.201	1.756	73.45	10:33:37.966
9 -	58.224	0.779	74.68	10:34:36.190
10 -	57.926	0.481	75.07	10:35:34.116
11 -	57.650	0.205	75.43	10:36:31.766
12 -	57.746	0.301	75.30	10:37:29.512
13 -	57.572 (3)	0.127	75.53	10:38:27.084
14 -	57.468 (2)	0.023	75.67	10:39:24.552
15 -	57.445 (1)		75.70	10:40:21.997

P4 0 Stuart ROBBINS				
LAP	LAP TIME	DIFF	MPH	TIME OF DAY
1 -	1:21.687	23.757	53.23	10:26:12.574
2 -	1:08.869	10.939	63.14	10:27:21.443
3 -	1:02.652	4.722	69.40	10:28:24.095
4 -	1:01.814	3.884	70.34	10:29:25.909
5 -	1:00.298	2.368	72.11	10:30:26.207
6 -	59.978	2.048	72.50	10:31:26.185
7 -	58.618 (3)	0.688	74.18	10:32:24.803
8 -	58.208 (2)	0.278	74.70	10:33:23.011
9 -	57.930 (1)		75.06	10:34:20.941

DIFF = Difference To Personal Best Lap

P5 127 James STYLES				
LAP	LAP TIME	DIFF	MPH	TIME OF DAY
1 -	1:23.231	25.040	52.24	10:26:30.835
2 -	1:08.392	10.201	63.58	10:27:39.227
3 -	1:02.104	3.913	70.02	10:28:41.331
4 -	1:01.609	3.418	70.58	10:29:42.940
5 -	59.642	1.451	72.91	10:30:42.582
6 -	59.368	1.177	73.24	10:31:41.950
7 -	59.140	0.949	73.53	10:32:41.090
8 -	59.522	1.331	73.05	10:33:40.612
9 -	1:01.191	3.000	71.06	10:34:41.803
10 -	58.561	0.370	74.25	10:35:40.364
11 -	58.301 (2)	0.110	74.58	10:36:38.665
12 -	58.191 (1)		74.72	10:37:36.856
13 -	59.073	0.882	73.61	10:38:35.929
14 -	58.306 (3)	0.115	74.58	10:39:34.235
15 -	58.389	0.198	74.47	10:40:32.624

P6 45 Jamie WHITE				
LAP	LAP TIME	DIFF	MPH	TIME OF DAY
1 -	1:15.832	17.102	57.34	10:26:02.037
2 -	1:05.032	6.302	66.86	10:27:07.069
3 -	1:00.759	2.029	71.57	10:28:07.828
4 -	59.201 (3)	0.471	73.45	10:29:07.029
5 -	58.785 (2)	0.055	73.97	10:30:05.814
6 -	58.730 (1)		74.04	10:31:04.544

P7 60 Adam LYNCH				
LAP	LAP TIME	DIFF	MPH	TIME OF DAY
1 -	1:01.796	1.941	70.37	10:28:19.300
2 -	1:01.277	1.422	70.96	10:29:20.577
3 -	1:00.606 (3)	0.751	71.75	10:30:21.183
4 -	2:20.887 P	1:21.032	30.86	10:32:42.070
5 -	1:03.958	4.103	67.99	10:33:46.029
6 -	1:00.864	1.009	71.44	10:34:46.893
7 -	1:00.613	0.758	71.74	10:35:47.506
8 -	1:00.946	1.091	71.35	10:36:48.452
9 -	1:01.274	1.419	70.96	10:37:49.726
10 -	59.855 (1)		72.65	10:38:49.581
11 -	1:00.157 (2)	0.302	72.28	10:39:49.738

P8 42 John BATEMAN				
LAP	LAP TIME	DIFF	MPH	TIME OF DAY
1 -	1:16.266	16.384	57.01	10:26:03.952
2 -	1:05.652	5.770	66.23	10:27:09.604
3 -	1:03.371	3.489	68.62	10:28:12.975
4 -	1:01.234	1.352	71.01	10:29:14.209
5 -	1:00.768	0.886	71.56	10:30:14.977
6 -	1:59.766 P	59.884	36.30	10:32:14.743
7 -	1:06.992	7.110	64.91	10:33:21.735
8 -	1:01.996	2.114	70.14	10:34:23.731
9 -	1:01.144	1.262	71.12	10:35:24.875
10 -	1:00.487 (2)	0.605	71.89	10:36:25.362
11 -	1:00.705 (3)	0.823	71.63	10:37:26.067
12 -	59.882 (1)		72.61	10:38:25.949
13 -	1:02.002	2.120	70.13	10:39:27.951
14 -	1:01.962	2.080	70.18	10:40:29.913

Weather / Track : Cloudy / Dry

Brands Hatch Indy
Circuit Length = 1.2079 miles
Start: 10:24 Flag 10:39 End: 10:42

Formula Ford Festival - Brands Hatch - 22nd/23rd October 2016

BRSCC Quaife Fiesta Championship - Classes A, B & D

PRACTICE - LAP ANALYSIS

DIFF = Difference To Personal Best Lap

P9 50 Penelope JONES				
LAP	LAP TIME	DIFF	MPH	TIME OF DAY
1 -	1:04.424	4.494	67.49	10:28:20.839
2 -	1:01.565	1.635	70.63	10:29:22.404
3 -	1:00.586	0.656	71.77	10:30:22.990
4 -	1:00.235 (3)	0.305	72.19	10:31:23.225
5 -	2:08.867 P	1:08.937	33.74	10:33:32.092
6 -	1:13.396	13.466	59.24	10:34:45.489
7 -	1:01.251	1.321	70.99	10:35:46.740
8 -	1:00.931	1.001	71.36	10:36:47.671
9 -	1:02.753	2.823	69.29	10:37:50.424
10 -	1:00.184 (2)	0.254	72.25	10:38:50.608
11 -	59.930 (1)		72.56	10:39:50.538

P10 55 Simon FURLONGER				
LAP	LAP TIME	DIFF	MPH	TIME OF DAY
1 -	1:05.372	5.375	66.52	10:28:29.116
2 -	1:03.608	3.611	68.36	10:29:32.724
3 -	1:02.134	2.137	69.98	10:30:34.858
4 -	1:02.628	2.631	69.43	10:31:37.486
5 -	1:02.494	2.497	69.58	10:32:39.980
6 -	1:02.133	2.136	69.98	10:33:42.113
7 -	1:03.680	3.683	68.28	10:34:45.793
8 -	1:01.292	1.295	70.94	10:35:47.085
9 -	1:00.886 (3)	0.889	71.42	10:36:47.971
10 -	1:01.048	1.051	71.23	10:37:49.019
11 -	59.997 (1)		72.48	10:38:49.016
12 -	1:00.208 (2)	0.211	72.22	10:39:49.224

P11 10 Peter DENDY-SADLER				
LAP	LAP TIME	DIFF	MPH	TIME OF DAY
1 -	1:17.929	17.837	55.80	10:26:13.665
2 -	1:08.479	8.387	63.50	10:27:22.144
3 -	1:04.262	4.170	67.66	10:28:26.406
4 -	1:03.255	3.163	68.74	10:29:29.661
5 -	1:03.916	3.824	68.03	10:30:33.577
6 -	1:01.836	1.744	70.32	10:31:35.413
7 -	1:02.450	2.358	69.63	10:32:37.863
8 -	1:01.451	1.359	70.76	10:33:39.314
9 -	1:04.714	4.622	67.19	10:34:44.028
10 -	1:00.333 (3)	0.241	72.07	10:35:44.361
11 -	1:00.156 (2)	0.064	72.28	10:36:44.517
12 -	1:00.092 (1)		72.36	10:37:44.609
13 -	1:00.415	0.323	71.97	10:38:45.024
14 -	1:02.059	1.967	70.07	10:39:47.083

P12 93 Jack YOUHILL				
LAP	LAP TIME	DIFF	MPH	TIME OF DAY
1 -	1:18.864	18.546	55.14	10:26:23.423
2 -	1:11.120	10.802	61.14	10:27:34.543
3 -	1:07.905	7.587	64.03	10:28:42.448
4 -	1:04.089	3.771	67.85	10:29:46.537
5 -	1:02.128	1.810	69.99	10:30:48.665
6 -	1:01.124	0.806	71.14	10:31:49.789
7 -	1:04.049	3.731	67.89	10:32:53.838
8 -	1:01.234	0.916	71.01	10:33:55.072
9 -	1:00.632 (3)	0.314	71.72	10:34:55.704
10 -	1:00.318 (1)		72.09	10:35:56.022
11 -	1:00.355 (2)	0.037	72.05	10:36:56.377

DIFF = Difference To Personal Best Lap

P13 22 Theo BRIDGEMAN-WILLIAMS				
LAP	LAP TIME	DIFF	MPH	TIME OF DAY
1 -	1:13.436	12.079	59.21	10:26:45.509
2 -	1:07.563	6.206	64.36	10:27:53.072
3 -	1:06.107	4.750	65.78	10:28:59.179
4 -	1:04.776	3.419	67.13	10:30:03.955
5 -	1:05.580	4.223	66.30	10:31:09.535
6 -	1:04.659	3.302	67.25	10:32:14.194
7 -	1:03.339	1.982	68.65	10:33:17.533
8 -	1:08.159	6.802	63.80	10:34:25.692
9 -	1:02.631	1.274	69.43	10:35:28.323
10 -	1:02.281 (3)	0.924	69.82	10:36:30.604
11 -	1:02.853	1.496	69.18	10:37:33.457
12 -	1:02.895	1.538	69.14	10:38:36.352
13 -	1:01.746 (2)	0.389	70.42	10:39:38.098
14 -	1:01.357 (1)		70.87	10:40:39.455

P14 2 AI DALY				
LAP	LAP TIME	DIFF	MPH	TIME OF DAY
1 -	1:20.137	18.699	54.26	10:26:21.063
2 -	1:09.205	7.767	62.83	10:27:30.268
3 -	1:07.224	5.786	64.68	10:28:37.492
4 -	1:05.763	4.325	66.12	10:29:43.255
5 -	1:02.671	1.233	69.38	10:30:45.926
6 -	1:02.759	1.321	69.29	10:31:48.685
7 -	1:05.558	4.120	66.33	10:32:54.243
8 -	1:02.446	1.008	69.63	10:33:56.689
9 -	1:01.438 (1)		70.78	10:34:58.127
10 -	1:01.765	0.327	70.40	10:35:59.892
11 -	1:01.660 (2)	0.222	70.52	10:37:01.552
12 -	1:01.928	0.490	70.22	10:38:03.480
13 -	1:02.316	0.878	69.78	10:39:05.796
14 -	1:01.748 (3)	0.310	70.42	10:40:07.544

P15 20 Luke BANNISTER				
LAP	LAP TIME	DIFF	MPH	TIME OF DAY
1 -	1:22.585	20.561	52.65	10:26:33.612
2 -	1:14.267	12.243	58.55	10:27:47.879
3 -	1:06.614	4.590	65.28	10:28:54.493
4 -	1:04.928	2.904	66.97	10:29:59.421
5 -	1:03.589	1.565	68.38	10:31:03.010
6 -	1:04.966	2.942	66.93	10:32:07.976
7 -	1:02.815 (3)	0.791	69.22	10:33:10.791
8 -	1:02.970	0.946	69.05	10:34:13.761
9 -	1:02.024 (1)		70.11	10:35:15.785
10 -	1:04.415	2.391	67.50	10:36:20.200
11 -	1:03.296	1.272	68.70	10:37:23.496
12 -	1:03.681	1.657	68.28	10:38:27.177
13 -	1:03.693	1.669	68.27	10:39:30.870
14 -	1:02.176 (2)	0.152	69.94	10:40:33.046

P16 3 Christopher HORNE				
LAP	LAP TIME	DIFF	MPH	TIME OF DAY
1 -	1:20.373	18.214	54.10	10:26:12.866
2 -	1:09.467	7.308	62.59	10:27:22.333
3 -	1:05.835	3.676	66.05	10:28:28.168
4 -	1:04.521	2.362	67.39	10:29:32.689
5 -	2:01.465 P	59.306	35.80	10:31:34.154
6 -	1:09.214	7.055	62.82	10:32:43.368
7 -	1:02.648	0.489	69.41	10:33:46.016
8 -	1:02.765	0.606	69.28	10:34:48.781

Brands Hatch Indy
Circuit Length = 1.2079 miles
Start: 10:24 Flag 10:39 End: 10:42

Weather / Track : Cloudy / Dry

Formula Ford Festival - Brands Hatch - 22nd/23rd October 2016

BRSCC Quaife Fiesta Championship - Classes A, B & D

PRACTICE - LAP ANALYSIS

DIFF = Difference To Personal Best Lap

9 -	1:02.531	0.372	69.54	10:35:51.312
10 -	1:02.518 (3)	0.359	69.55	10:36:53.830
11 -	1:02.351 (2)	0.192	69.74	10:37:56.181
12 -	1:02.672	0.513	69.38	10:38:58.853
13 -	1:02.159 (1)		69.95	10:40:01.012

P17 16 Tim BENNETT

LAP	LAP TIME	DIFF	MPH	TIME OF DAY
1 -	1:31.182	28.844	47.69	10:37:31.090
2 -	1:11.569 (2)	9.231	60.76	10:38:42.659
3 -	1:02.338 (1)		69.75	10:39:44.997

P18 49 Kieran WHITE

LAP	LAP TIME	DIFF	MPH	TIME OF DAY
1 -	1:30.262	26.402	48.17	10:26:28.489
2 -	1:20.858	16.998	53.78	10:27:49.347
3 -	1:13.043	9.183	59.53	10:29:02.390
4 -	1:10.139	6.279	61.99	10:30:12.529
5 -	1:10.597	6.737	61.59	10:31:23.126
6 -	1:07.725	3.865	64.20	10:32:30.851
7 -	1:06.763	2.903	65.13	10:33:37.614
8 -	1:11.198	7.338	61.07	10:34:48.812
9 -	1:04.727 (3)	0.867	67.18	10:35:53.539
10 -	1:04.941	1.081	66.96	10:36:58.480
11 -	1:03.897 (2)	0.037	68.05	10:38:02.377
12 -	1:05.075	1.215	66.82	10:39:07.452
13 -	1:03.860 (1)		68.09	10:40:11.312

Formula Ford Festival - Brands Hatch - 22nd/23rd October 2016

BRSCC Quaife Fiesta Championship - Classes A, B & D

QUALIFYING - RACE 9 - CLASSIFICATION

POS	NO	CL	PIC NAME	ENTRY	TIME	ON	LAPS	GAP	DIFF	MPH
1	52	D	1 Alastair KELLETT	Ford Fiesta Zetec S	57.200	15	18			76.02
2	88	D	2 John COOPER	Ford Fiesta Zetec S	57.273	9	19	0.073	0.073	75.92
3	45	D	3 Jamie WHITE	Ford Fiesta Zetec S	57.483	9	20	0.283	0.210	75.65
4	12	D	4 Jessica KING	Ford Fiesta Zetec S	57.499	19	19	0.299	0.016	75.62
5	00	D	5 Stuart ROBBINS	Ford Fiesta Zetec S	57.715	15	20	0.515	0.216	75.34
6	127	A	1 James STYLES	Ford Fiesta Si	58.469	17	18	1.269	0.754	74.37
7	60	A	2 Adam LYNCH	Ford Fiesta Si	58.599	16	19	1.399	0.130	74.20
8	93	D	6 Jack YOUHILL	Ford Fiesta Zetec S	58.670	14	18	1.470	0.071	74.11
9	16	A	3 Tim BENNETT	Ford Fiesta Si	59.209	16	18	2.009	0.539	73.44
10	10	A	4 Peter DENDY-SADLER	Ford Fiesta Si	59.260	14	19	2.060	0.051	73.38
11	50	D	7 Penelope JONES	Ford Fiesta Zetec S	59.549	15	19	2.349	0.289	73.02
12	42	A	5 John BATEMAN	Ford Fiesta Si	59.597	14	19	2.397	0.048	72.96
13	55	D	8 Simon FURLONGER	Ford Fiesta Zetec S	59.756	17	20	2.556	0.159	72.77
14	2	D	9 Al DALY	Ford Fiesta Zetec S	1:00.574	16	18	3.374	0.818	71.78
15	20	B	1 Luke BANNISTER	Ford Fiesta Zetec	1:00.614	16	19	3.414	0.040	71.74
16	22	A	6 Theo BRIDGEMAN-WILLIAMS	Ford Fiesta Si	1:01.374	11	19	4.174	0.760	70.85
17	3	B	2 Christopher HORNE	Ford Fiesta Zetec	1:01.701	18	19	4.501	0.327	70.47
18	49	B	3 Kieran WHITE	Ford Fiesta Zetec	1:02.303	19	19	5.103	0.602	69.79

Weather / Track : Bright / Dry

These results are provisional until the conclusion of any judicial and technical matters.

Brands Hatch Indy

Circuit Length = 1.2079 miles

Start: 15:45 Flag 16:05 End: 16:06

Clerk Of Course :		Timekeeper :
-------------------	--	--------------

Formula Ford Festival - Brands Hatch - 22nd/23rd October 2016

BRSCC Quaife Fiesta Championship - Classes A, B & D

QUALIFYING - RACE 9 - LAP ANALYSIS

DIFF = Difference To Personal Best Lap

P1 52 Alastair KELLETT				
LAP	LAP TIME	DIFF	MPH	TIME OF DAY
1 -	1:18.305	21.105	55.53	15:46:54.174
2 -	1:06.321	9.121	65.56	15:48:00.495
3 -	59.177	1.977	73.48	15:48:59.672
4 -	58.170	0.970	74.75	15:49:57.842
5 -	58.009	0.809	74.96	15:50:55.851
6 -	57.896	0.696	75.11	15:51:53.747
7 -	3:18.083 P	2:20.883	21.95	15:55:11.830
8 -	1:10.884	13.684	61.34	15:56:22.714
9 -	1:05.020	7.820	66.88	15:57:27.734
10 -	58.351	1.151	74.52	15:58:26.085
11 -	57.924	0.724	75.07	15:59:24.009
12 -	57.572	0.372	75.53	16:00:21.581
13 -	57.285 (2)	0.085	75.91	16:01:18.866
14 -	57.398 (3)	0.198	75.76	16:02:16.264
15 -	57.200 (1)		76.02	16:03:13.464
16 -	57.595	0.395	75.50	16:04:11.059
17 -	57.418	0.218	75.73	16:05:08.477
18 -	1:11.009	13.809	61.24	16:06:19.486

P2 88 John COOPER				
LAP	LAP TIME	DIFF	MPH	TIME OF DAY
1 -	1:18.020	20.747	55.73	15:46:56.353
2 -	1:07.055	9.782	64.85	15:48:03.408
3 -	1:02.506	5.233	69.57	15:49:05.914
4 -	59.075	1.802	73.61	15:50:04.989
5 -	58.502	1.229	74.33	15:51:03.491
6 -	57.970	0.697	75.01	15:52:01.461
7 -	57.459	0.186	75.68	15:52:58.920
8 -	57.378 (2)	0.105	75.78	15:53:56.298
9 -	57.273 (1)		75.92	15:54:53.571
10 -	2:23.693 P	1:26.420	30.26	15:57:17.264
11 -	1:01.273	4.000	70.97	15:58:18.537
12 -	57.863	0.590	75.15	15:59:16.400
13 -	57.435	0.162	75.71	16:00:13.835
14 -	57.851	0.578	75.16	16:01:11.686
15 -	57.931	0.658	75.06	16:02:09.617
16 -	57.405 (3)	0.132	75.75	16:03:07.022
17 -	1:07.377	10.104	64.54	16:04:14.399
18 -	57.452	0.179	75.69	16:05:11.851
19 -	57.762	0.489	75.28	16:06:09.613

P3 45 Jamie WHITE				
LAP	LAP TIME	DIFF	MPH	TIME OF DAY
1 -	1:12.069	14.586	60.33	15:46:58.934
2 -	1:04.120	6.637	67.81	15:48:03.054
3 -	59.432	1.949	73.16	15:49:02.486
4 -	58.035	0.552	74.93	15:50:00.521
5 -	58.239	0.756	74.66	15:50:58.760
6 -	57.549 (2)	0.066	75.56	15:51:56.309
7 -	57.794	0.311	75.24	15:52:54.103
8 -	57.646	0.163	75.43	15:53:51.749
9 -	57.483 (1)		75.65	15:54:49.232
10 -	58.047	0.564	74.91	15:55:47.279
11 -	57.671	0.188	75.40	15:56:44.950
12 -	58.720	1.237	74.05	15:57:43.670
13 -	1:00.882	3.399	71.42	15:58:44.552
14 -	1:08.591	11.108	63.39	15:59:53.143
15 -	58.334	0.851	74.54	16:00:51.477
16 -	57.645	0.162	75.43	16:01:49.122
17 -	57.592 (3)	0.109	75.50	16:02:46.714

DIFF = Difference To Personal Best Lap

18 -	58.790	1.307	73.96	16:03:45.504
19 -	58.129	0.646	74.80	16:04:43.633
20 -	57.699	0.216	75.36	16:05:41.332

P4 12 Jessica KING				
LAP	LAP TIME	DIFF	MPH	TIME OF DAY
1 -	1:14.458	16.959	58.40	15:47:12.807
2 -	1:05.244	7.745	66.65	15:48:18.051
3 -	1:01.143	3.644	71.12	15:49:19.194
4 -	1:19.171 P	21.672	54.92	15:50:38.365
5 -	1:03.964	6.465	67.98	15:51:42.329
6 -	58.641	1.142	74.15	15:52:40.970
7 -	1:07.229	9.730	64.68	15:53:48.199
8 -	1:03.424	5.925	68.56	15:54:51.623
9 -	58.762	1.263	74.00	15:55:50.385
10 -	58.301	0.802	74.58	15:56:48.686
11 -	58.090	0.591	74.85	15:57:46.776
12 -	57.897	0.398	75.10	15:58:44.673
13 -	1:06.587	9.088	65.30	15:59:51.260
14 -	1:02.574	5.075	69.49	16:00:53.834
15 -	57.705	0.206	75.35	16:01:51.539
16 -	57.676 (3)	0.177	75.39	16:02:49.215
17 -	57.616 (2)	0.117	75.47	16:03:46.831
18 -	57.746	0.247	75.30	16:04:44.577
19 -	57.499 (1)		75.62	16:05:42.076

P5 00 Stuart ROBBINS				
LAP	LAP TIME	DIFF	MPH	TIME OF DAY
1 -	1:08.420	10.705	63.55	15:47:12.552
2 -	1:01.805	4.090	70.36	15:48:14.357
3 -	1:00.556	2.841	71.81	15:49:14.913
4 -	1:00.516	2.801	71.85	15:50:15.429
5 -	58.178	0.463	74.74	15:51:13.607
6 -	59.125	1.410	73.54	15:52:12.732
7 -	58.310	0.595	74.57	15:53:11.042
8 -	57.895	0.180	75.11	15:54:08.937
9 -	57.828	0.113	75.19	15:55:06.765
10 -	58.033	0.318	74.93	15:56:04.798
11 -	1:22.254 P	24.539	52.86	15:57:27.052
12 -	1:09.064	11.349	62.96	15:58:36.116
13 -	57.917	0.202	75.08	15:59:34.033
14 -	1:00.678	2.963	71.66	16:00:34.711
15 -	57.715 (1)		75.34	16:01:32.426
16 -	1:04.354	6.639	67.57	16:02:36.780
17 -	59.269	1.554	73.37	16:03:36.049
18 -	57.750 (2)	0.035	75.30	16:04:33.799
19 -	58.653	0.938	74.14	16:05:32.452
20 -	57.788 (3)	0.073	75.25	16:06:30.240

P6 127 James STYLES				
LAP	LAP TIME	DIFF	MPH	TIME OF DAY
1 -	1:18.672	20.203	55.27	15:47:07.669
2 -	1:07.219	8.750	64.69	15:48:14.888
3 -	1:06.242	7.773	65.64	15:49:21.130
4 -	1:00.176	1.707	72.26	15:50:21.306
5 -	1:03.199	4.730	68.80	15:51:24.505
6 -	59.009	0.540	73.69	15:52:23.514
7 -	58.656	0.187	74.13	15:53:22.170
8 -	58.724	0.255	74.05	15:54:20.894
9 -	58.626	0.157	74.17	15:55:19.520
10 -	58.715	0.246	74.06	15:56:18.235
11 -	2:14.347 P	1:15.878	32.36	15:58:32.582

Weather / Track : Bright / Dry

Brands Hatch Indy
Circuit Length = 1.2079 miles
Start: 15:45 Flag 16:05 End: 16:06

Formula Ford Festival - Brands Hatch - 22nd/23rd October 2016

BRSCC Quaife Fiesta Championship - Classes A, B & D

QUALIFYING - RACE 9 - LAP ANALYSIS

DIFF = Difference To Personal Best Lap

12 -	1:09.018	10.549	63.00	15:59:41.600
13 -	59.615	1.146	72.94	16:00:41.215
14 -	58.720	0.251	74.05	16:01:39.935
15 -	58.495 (2)	0.026	74.34	16:02:38.430
16 -	58.507 (3)	0.038	74.32	16:03:36.937
17 -	58.469 (1)		74.37	16:04:35.406
18 -	1:03.675	5.206	68.29	16:05:39.081

P7 60 Adam LYNCH

LAP	LAP TIME	DIFF	MPH	TIME OF DAY
1 -	1:14.893	16.294	58.06	15:47:00.882
2 -	1:08.883	10.284	63.13	15:48:09.765
3 -	1:06.151	7.552	65.73	15:49:15.916
4 -	1:02.607	4.008	69.45	15:50:18.523
5 -	1:00.542	1.943	71.82	15:51:19.065
6 -	1:00.735	2.136	71.59	15:52:19.800
7 -	59.640	1.041	72.91	15:53:19.440
8 -	59.600	1.001	72.96	15:54:19.040
9 -	1:00.834	2.235	71.48	15:55:19.874
10 -	59.320	0.721	73.30	15:56:19.194
11 -	58.721 (3)	0.122	74.05	15:57:17.915
12 -	1:49.697 P	51.098	39.64	15:59:07.612
13 -	1:01.646	3.047	70.54	16:00:09.258
14 -	58.717 (2)	0.118	74.06	16:01:07.975
15 -	58.927	0.328	73.79	16:02:06.902
16 -	58.599 (1)		74.20	16:03:05.501
17 -	59.391	0.792	73.21	16:04:04.892
18 -	58.905	0.306	73.82	16:05:03.797
19 -	58.860	0.261	73.88	16:06:02.657

P8 93 Jack YOUHILL

LAP	LAP TIME	DIFF	MPH	TIME OF DAY
1 -	1:18.492	19.822	55.40	15:47:20.086
2 -	1:13.099	14.429	59.48	15:48:33.185
3 -	1:06.395	7.725	65.49	15:49:39.580
4 -	1:04.089	5.419	67.85	15:50:43.669
5 -	1:01.317	2.647	70.92	15:51:44.986
6 -	1:00.167	1.497	72.27	15:52:45.153
7 -	2:40.411 P	1:41.741	27.10	15:55:25.564
8 -	1:05.296	6.626	66.59	15:56:30.860
9 -	59.357	0.687	73.26	15:57:30.217
10 -	58.926	0.256	73.79	15:58:29.143
11 -	59.322	0.652	73.30	15:59:28.465
12 -	59.750	1.080	72.77	16:00:28.215
13 -	1:01.058	2.388	71.22	16:01:29.273
14 -	58.670 (1)		74.11	16:02:27.943
15 -	59.315	0.645	73.31	16:03:27.258
16 -	58.922	0.252	73.80	16:04:26.180
17 -	58.846 (2)	0.176	73.89	16:05:25.026
18 -	58.867 (3)	0.197	73.87	16:06:23.893

P9 16 Tim BENNETT

LAP	LAP TIME	DIFF	MPH	TIME OF DAY
1 -	1:15.401	16.192	57.67	15:47:12.435
2 -	1:10.004	10.795	62.11	15:48:22.439
3 -	1:08.516	9.307	63.46	15:49:30.955
4 -	1:03.159	3.950	68.85	15:50:34.114
5 -	1:00.743	1.534	71.59	15:51:34.857
6 -	1:00.857	1.648	71.45	15:52:35.714
7 -	2:10.259 P	1:11.050	33.38	15:54:45.973
8 -	1:11.539	12.330	60.78	15:55:57.512
9 -	1:00.096	0.887	72.36	15:56:57.608

DIFF = Difference To Personal Best Lap

10 -	59.633	0.424	72.92	15:57:57.241
11 -	59.846	0.637	72.66	15:58:57.087
12 -	1:00.031	0.822	72.43	15:59:57.118
13 -	59.449	0.240	73.14	16:00:56.567
14 -	59.433 (3)	0.224	73.16	16:01:56.000
15 -	59.396 (2)	0.187	73.21	16:02:55.396
16 -	59.209 (1)		73.44	16:03:54.605
17 -	1:00.444	1.235	71.94	16:04:55.049
18 -	59.966	0.757	72.51	16:05:55.015

P10 10 Peter DENDY-SADLER

LAP	LAP TIME	DIFF	MPH	TIME OF DAY
1 -	1:17.742	18.482	55.93	15:47:02.885
2 -	1:08.007	8.747	63.94	15:48:10.892
3 -	1:06.781	7.521	65.11	15:49:17.673
4 -	1:01.724	2.464	70.45	15:50:19.397
5 -	1:05.876	6.616	66.01	15:51:25.273
6 -	1:00.229	0.969	72.20	15:52:25.502
7 -	1:09.394	10.134	62.66	15:53:34.896
8 -	59.910	0.650	72.58	15:54:34.806
9 -	1:05.752	6.492	66.13	15:55:40.558
10 -	59.646	0.386	72.90	15:56:40.204
11 -	59.731	0.471	72.80	15:57:39.935
12 -	1:07.707	8.447	64.22	15:58:47.642
13 -	59.747	0.487	72.78	15:59:47.389
14 -	59.260 (1)		73.38	16:00:46.649
15 -	1:02.054	2.794	70.07	16:01:48.703
16 -	1:04.515	5.255	67.40	16:02:53.218
17 -	59.363 (3)	0.103	73.25	16:03:52.581
18 -	1:05.249	5.989	66.64	16:04:57.830
19 -	59.342 (2)	0.082	73.28	16:05:57.172

P11 50 Penelope JONES

LAP	LAP TIME	DIFF	MPH	TIME OF DAY
1 -	1:13.025	13.476	59.54	15:47:18.481
2 -	1:04.972	5.423	66.93	15:48:23.453
3 -	1:03.637	4.088	68.33	15:49:27.090
4 -	1:01.149	1.600	71.11	15:50:28.239
5 -	1:01.105	1.556	71.16	15:51:29.344
6 -	1:00.395	0.846	72.00	15:52:29.739
7 -	1:00.386	0.837	72.01	15:53:30.125
8 -	1:00.091	0.542	72.36	15:54:30.216
9 -	1:00.967	1.418	71.32	15:55:31.183
10 -	1:00.533	0.984	71.83	15:56:31.716
11 -	59.574 (2)	0.025	72.99	15:57:31.290
12 -	1:00.613	1.064	71.74	15:58:31.903
13 -	59.986	0.437	72.49	15:59:31.889
14 -	1:00.417	0.868	71.97	16:00:32.306
15 -	59.549 (1)		73.02	16:01:31.855
16 -	1:00.247	0.698	72.17	16:02:32.102
17 -	59.954 (3)	0.405	72.53	16:03:32.056
18 -	1:01.606	2.057	70.58	16:04:33.662
19 -	1:02.498	2.949	69.57	16:05:36.160

P12 42 John BATEMAN

LAP	LAP TIME	DIFF	MPH	TIME OF DAY
1 -	1:16.445	16.848	56.88	15:47:19.348
2 -	1:07.364	7.767	64.55	15:48:26.712
3 -	1:00.764	1.167	71.56	15:49:27.476
4 -	1:02.609	3.012	69.45	15:50:30.085
5 -	1:06.505	6.908	65.38	15:51:36.590
6 -	1:00.440	0.843	71.94	15:52:37.030

Weather / Track : Bright / Dry

Brands Hatch Indy
Circuit Length = 1.2079 miles
Start: 15:45 Flag 16:05 End: 16:06

Formula Ford Festival - Brands Hatch - 22nd/23rd October 2016

BRSCC Quaife Fiesta Championship - Classes A, B & D

QUALIFYING - RACE 9 - LAP ANALYSIS

DIFF = Difference To Personal Best Lap

7 -	1:00.172	0.575	72.26	15:53:37.202
8 -	1:00.278	0.681	72.14	15:54:37.480
9 -	1:04.984	5.387	66.91	15:55:42.464
10 -	1:00.748	1.151	71.58	15:56:43.212
11 -	1:00.653	1.056	71.69	15:57:43.865
12 -	1:00.004 (3)	0.407	72.47	15:58:43.869
13 -	1:00.395	0.798	72.00	15:59:44.264
14 -	59.597 (1)		72.96	16:00:43.861
15 -	1:00.051	0.454	72.41	16:01:43.912
16 -	59.979 (2)	0.382	72.50	16:02:43.891
17 -	1:00.954	1.357	71.34	16:03:44.845
18 -	1:02.358	2.761	69.73	16:04:47.203
19 -	1:00.330	0.733	72.08	16:05:47.533

P13 55 Simon FURLONGER

LAP	LAP TIME	DIFF	MPH	TIME OF DAY
1 -	1:15.737	15.981	57.41	15:46:57.998
2 -	1:06.927	7.171	64.97	15:48:04.925
3 -	1:03.452	3.696	68.53	15:49:08.377
4 -	1:02.144	2.388	69.97	15:50:10.521
5 -	1:01.579	1.823	70.61	15:51:12.100
6 -	1:01.765	2.009	70.40	15:52:13.865
7 -	1:01.138	1.382	71.12	15:53:15.003
8 -	1:01.106	1.350	71.16	15:54:16.109
9 -	1:01.002	1.246	71.28	15:55:17.111
10 -	1:01.370	1.614	70.85	15:56:18.481
11 -	1:02.807	3.051	69.23	15:57:21.288
12 -	1:03.165	3.409	68.84	15:58:24.453
13 -	1:01.095	1.339	71.17	15:59:25.548
14 -	1:00.335	0.579	72.07	16:00:25.883
15 -	1:00.337	0.581	72.07	16:01:26.220
16 -	1:00.250	0.494	72.17	16:02:26.470
17 -	59.756 (1)		72.77	16:03:26.226
18 -	1:01.097	1.341	71.17	16:04:27.323
19 -	1:00.238 (3)	0.482	72.19	16:05:27.561
20 -	59.815 (2)	0.059	72.70	16:06:27.376

P14 2 AI DALY

LAP	LAP TIME	DIFF	MPH	TIME OF DAY
1 -	1:16.028	15.454	57.19	15:46:59.241
2 -	1:09.047	8.473	62.98	15:48:08.288
3 -	1:04.155	3.581	67.78	15:49:12.443
4 -	1:03.265	2.691	68.73	15:50:15.708
5 -	1:01.673	1.099	70.51	15:51:17.381
6 -	1:02.554	1.980	69.51	15:52:19.935
7 -	1:01.392	0.818	70.83	15:53:21.327
8 -	1:01.816	1.242	70.34	15:54:23.143
9 -	1:01.634	1.060	70.55	15:55:24.777
10 -	1:53.586 P	53.012	38.28	15:57:18.363
11 -	1:07.925	7.351	64.02	15:58:26.288
12 -	1:00.961 (3)	0.387	71.33	15:59:27.249
13 -	1:00.863 (2)	0.289	71.44	16:00:28.112
14 -	1:01.058	0.484	71.22	16:01:29.170
15 -	1:01.844	1.270	70.31	16:02:31.014
16 -	1:00.574 (1)		71.78	16:03:31.588
17 -	1:01.449	0.875	70.76	16:04:33.037
18 -	1:02.496	1.922	69.58	16:05:35.533

P15 20 Luke BANNISTER

LAP	LAP TIME	DIFF	MPH	TIME OF DAY
1 -	1:15.802	15.188	57.36	15:47:09.508
2 -	1:08.579	7.965	63.41	15:48:18.087

DIFF = Difference To Personal Best Lap

3 -	1:04.511	3.897	67.40	15:49:22.598
4 -	1:01.787	1.173	70.38	15:50:24.385
5 -	1:02.968	2.354	69.06	15:51:27.353
6 -	1:02.532	1.918	69.54	15:52:29.885
7 -	1:02.109	1.495	70.01	15:53:31.994
8 -	1:01.921	1.307	70.22	15:54:33.915
9 -	1:01.816	1.202	70.34	15:55:35.731
10 -	1:01.407	0.793	70.81	15:56:37.138
11 -	1:01.616	1.002	70.57	15:57:38.754
12 -	1:01.006 (2)	0.392	71.28	15:58:39.760
13 -	1:01.206 (3)	0.592	71.04	15:59:40.966
14 -	1:01.904	1.290	70.24	16:00:42.870
15 -	1:02.388	1.774	69.70	16:01:45.258
16 -	1:00.614 (1)		71.74	16:02:45.872
17 -	1:03.146	2.532	68.86	16:03:49.018
18 -	1:03.345	2.731	68.64	16:04:52.363
19 -	1:01.234	0.620	71.01	16:05:53.597

P16 22 Theo BRIDGEMAN-WILLIAMS

LAP	LAP TIME	DIFF	MPH	TIME OF DAY
1 -	1:16.059	14.685	57.17	15:46:57.438
2 -	1:11.372	9.998	60.92	15:48:08.810
3 -	1:05.250	3.876	66.64	15:49:14.060
4 -	1:04.302	2.928	67.62	15:50:18.362
5 -	1:03.644	2.270	68.32	15:51:22.006
6 -	1:03.308	1.934	68.68	15:52:25.314
7 -	1:02.178	0.804	69.93	15:53:27.492
8 -	1:01.854	0.480	70.30	15:54:29.346
9 -	1:03.380	2.006	68.61	15:55:32.726
10 -	1:01.459 (3)	0.085	70.75	15:56:34.185
11 -	1:01.374 (1)		70.85	15:57:35.559
12 -	1:01.766	0.392	70.40	15:58:37.325
13 -	1:02.345	0.971	69.75	15:59:39.670
14 -	1:02.096	0.722	70.03	16:00:41.766
15 -	1:01.760	0.386	70.41	16:01:43.526
16 -	1:01.676	0.302	70.50	16:02:45.202
17 -	1:04.419	3.045	67.50	16:03:49.621
18 -	1:01.817	0.443	70.34	16:04:51.438
19 -	1:01.396 (2)	0.022	70.82	16:05:52.834

P17 3 Christopher HORNE

LAP	LAP TIME	DIFF	MPH	TIME OF DAY
1 -	1:18.034	16.333	55.72	15:47:09.176
2 -	1:12.032	10.331	60.37	15:48:21.208
3 -	1:03.748	2.047	68.21	15:49:24.956
4 -	1:03.383	1.682	68.60	15:50:28.339
5 -	1:02.980	1.279	69.04	15:51:31.319
6 -	1:08.772	7.071	63.23	15:52:40.091
7 -	1:03.939	2.238	68.01	15:53:44.030
8 -	1:02.506	0.805	69.57	15:54:46.536
9 -	1:05.313	3.612	66.58	15:55:51.849
10 -	1:02.379	0.678	69.71	15:56:54.228
11 -	1:02.432	0.731	69.65	15:57:56.660
12 -	1:04.673	2.972	67.23	15:59:01.333
13 -	1:01.927 (3)	0.226	70.22	16:00:03.260
14 -	1:02.148	0.447	69.97	16:01:05.408
15 -	1:05.376	3.675	66.51	16:02:10.784
16 -	1:03.704	2.003	68.26	16:03:14.488
17 -	1:02.755	1.054	69.29	16:04:17.243
18 -	1:01.701 (1)		70.47	16:05:18.944
19 -	1:01.780 (2)	0.079	70.38	16:06:20.724

Weather / Track : Bright / Dry

Brands Hatch Indy
Circuit Length = 1.2079 miles
Start: 15:45 Flag 16:05 End: 16:06

Formula Ford Festival - Brands Hatch - 22nd/23rd October 2016

BRSCC Quaife Fiesta Championship - Classes A, B & D

QUALIFYING - RACE 9 - LAP ANALYSIS

DIFF = Difference To Personal Best Lap

P18 49 Kieran WHITE				
LAP	LAP TIME	DIFF	MPH	TIME OF DAY
1 -	1:19.736	17.433	54.53	15:46:56.887
2 -	1:11.314	9.011	60.97	15:48:08.201
3 -	1:09.927	7.624	62.18	15:49:18.128
4 -	1:05.958	3.655	65.92	15:50:24.086
5 -	1:05.659	3.356	66.23	15:51:29.745
6 -	1:03.917	1.614	68.03	15:52:33.662
7 -	1:04.682	2.379	67.23	15:53:38.344
8 -	1:03.852	1.549	68.10	15:54:42.196
9 -	1:03.479	1.176	68.50	15:55:45.675
10 -	1:03.220	0.917	68.78	15:56:48.895
11 -	1:03.169	0.866	68.84	15:57:52.064
12 -	1:02.504	0.201	69.57	15:58:54.568
13 -	1:03.039	0.736	68.98	15:59:57.607
14 -	1:02.512	0.209	69.56	16:01:00.119
15 -	1:02.347 (2)	0.044	69.74	16:02:02.466
16 -	1:02.431 (3)	0.128	69.65	16:03:04.897
17 -	1:03.027	0.724	68.99	16:04:07.924
18 -	1:02.647	0.344	69.41	16:05:10.571
19 -	1:02.303 (1)		69.79	16:06:12.874

Weather / Track : Bright / Dry

Results can be found at www.tsl-timing.com

Page 4 of 4


Brands Hatch Indy
Circuit Length = 1.2079 miles
Start: 15:45 Flag 16:05 End: 16:06

Printed - 16:10 Saturday, 22 October 2016

Formula Ford Festival - Brands Hatch - 22nd/23rd October 2016

BRSCC Quaife Fiesta Championship - Classes A, B & D

RACE 9 - GRID (20 minutes)

ROW 9	17	1:01.701	3 Christopher HORNE	18	1:02.303	49 Kieran WHITE
ROW 8		1:00.614	15 20 Luke BANNISTER		1:01.374	16 22 Theo BRIDGEMAN-WILLIAMS
ROW 7	13	59.756	55 Simon FURLONGER	14	1:00.574	2 AI DALY
ROW 6		59.549	11 50 Penelope JONES		59.597	12 42 John BATEMAN
ROW 5	9	59.209	16 Tim BENNETT	10	59.260	10 Peter DENDY-SADLER
ROW 4		58.599	7 60 Adam LYNCH		58.670	8 93 Jack YOUHILL
ROW 3	5	57.715	00 Stuart ROBBINS	6	58.469	127 James STYLES
ROW 2		57.483	3 45 Jamie WHITE		57.499	4 12 Jessica KING
ROW 1	1	57.200	52 Alastair KELLETT	2	57.273	88 John COOPER
Pole						
						

Brands Hatch Indy
Circuit Length = 1.2079 miles

These results are provisional until the conclusion of any judicial and technical matters.

Clerk Of Course :		Timekeeper :
-------------------	--	--------------

Formula Ford Festival - Brands Hatch - 22nd/23rd October 2016

BRSCC Quaife Fiesta Championship - Classes A, B & D

RACE 9 - CLASSIFICATION

POS	NO	CL	PIC NAME	ENTRY	LAPS	TIME	GAP	DIFF	MPH	BEST	ON
1	52	D	1 Alastair KELLETT	Ford Fiesta Zetec S	21	20:26.266			74.47	57.320	17
2	88	D	2 John COOPER	Ford Fiesta Zetec S	21	20:26.604	0.338	0.338	74.44	57.201	16
3	45	D	3 Jamie WHITE	Ford Fiesta Zetec S	21	20:28.735	2.469	2.131	74.32	57.311	16
4	00	D	4 Stuart ROBBINS	Ford Fiesta Zetec S	21	20:33.884	7.618	5.149	74.01	57.648	8
5	12	D	5 Jessica KING	Ford Fiesta Zetec S	21	20:34.399	8.133	0.515	73.97	57.453	8
6	93	D	6 Jack YOUHILL	Ford Fiesta Zetec S	21	21:02.095	35.829	27.696	72.35	58.682	14
7	60	A	1 Adam LYNCH	Ford Fiesta Si	21	21:05.246	38.980	3.151	72.17	59.142	17
8	16	A	2 Tim BENNETT	Ford Fiesta Si	21	21:06.064	39.798	0.818	72.12	59.180	16
9	127	A	3 James STYLES	Ford Fiesta Si	21	21:16.077	49.811	10.013	71.56	58.534	7
10	42	A	4 John BATEMAN	Ford Fiesta Si	21	21:22.401	56.135	6.324	71.21	59.486	18
11	10	A	5 Peter DENDY-SADLER	Ford Fiesta Si	21	21:22.668	56.402	0.267	71.19	59.721	18
12	50	D	7 Penelope JONES	Ford Fiesta Zetec S	20	20:32.089	1 Lap	1 Lap	70.58	59.774	16
13	2	D	8 Al DALY	Ford Fiesta Zetec S	20	20:53.379	1 Lap	21.290	69.39	1:00.947	12
14	22	A	6 Theo BRIDGEMAN-WILLIAMS	Ford Fiesta Si	20	20:53.714	1 Lap	0.335	69.37	1:00.590	12
15	3	B	1 Christopher HORNE	Ford Fiesta Zetec	20	21:02.143	1 Lap	8.429	68.90	1:01.291	20
16	20	B	2 Luke BANNISTER	Ford Fiesta Zetec	20	21:09.017	1 Lap	6.874	68.53	1:01.168	16
17	55	D	9 Simon FURLONGER	Ford Fiesta Zetec S	20	21:18.525	1 Lap	9.508	68.02	1:00.550	9
18	49	B	3 Kieran WHITE	Ford Fiesta Zetec	19	20:40.506	2 Laps	1 Lap	66.60	1:02.203	10
FASTEST LAP											
	88	D	John COOPER	Ford Fiesta Zetec S	16	57.201		76.02 mph		122.34 kph	
	127	A	James STYLES	Ford Fiesta Si	7	58.534		74.29 mph		119.56 kph	
	20	B	Luke BANNISTER	Ford Fiesta Zetec	16	1:01.168		71.09 mph		114.41 kph	

Weather / Track : Bright / Dry

These results are provisional until the conclusion of any judicial and technical matters.

Brands Hatch Indy

Circuit Length = 1.2079 miles

Start: 11:29 Flag 11:49 End: 11:51

Clerk Of Course :	Timekeeper :
-------------------	--------------

Formula Ford Festival - Brands Hatch - 22nd/23rd October 2016

BRSCC Quaife Fiesta Championship - Classes A, B & D

RACE 9 - LAP CHART

LAP 1 @ 11:30:42.038			LAP 2 @ 11:31:42.338			LAP 3 @ 11:32:41.003			LAP 4 @ 11:33:39.142			LAP 5 @ 11:34:37.006		
NO	BEHIND	LAP TIME	NO	BEHIND	LAP TIME	NO	BEHIND	LAP TIME	NO	BEHIND	LAP TIME	NO	BEHIND	LAP TIME
52		1:08.191	52		1:00.300	52		58.665	52		58.139	52		57.864
88	0.435	1:08.626	88	0.687	1:00.552	88	0.248	58.226	88	0.193	58.084	88	0.358	58.029
45	0.634	1:08.825	45	0.978	1:00.644	45	0.791	58.478	45	0.603	57.951	45	0.829	58.090
16	0.919	1:09.110	00	1.788	1:00.532	00	1.508	58.385	00	1.450	58.081	00	1.797	58.211
00	1.556	1:09.747	16	1.982	1:01.363	12	2.534	59.147	12	2.782	58.387	12	3.009	58.091
12	1.628	1:09.819	12	2.052	1:00.724	16	4.087	1:00.770	16	6.357	1:00.409	16	8.095	59.602
93	3.134	1:11.325	93	4.232	1:01.398	93	5.256	59.689	93	6.689	59.572	93	8.380	59.555
60	3.725	1:11.916	60	4.456	1:01.031	60	5.883	1:00.092	60	7.437	59.693	60	9.196	59.623
42	6.486	1:14.677	42	7.489	1:01.303	42	9.286	1:00.462	42	11.056	59.909	42	13.454	1:00.262
10	7.132	1:15.323	10	8.162	1:01.330	10	10.701	1:01.204	10	12.375	59.813	10	14.714	1:00.203
3	8.497	1:16.688	3	11.548	1:03.351	50	15.277	1:01.812	50	17.762	1:00.624	50	21.443	1:01.545
50	9.279	1:17.470	50	12.130	1:03.151	3	15.614	1:02.731	3	20.524	1:03.049	3	25.787	1:03.127
2	13.660	1:21.851	2	16.335	1:02.975	2	19.035	1:01.365	2	22.481	1:01.585	2	26.242	1:01.625
22	14.606	1:22.797	22	18.232	1:03.926	22	22.152	1:02.585	22	25.870	1:01.857	127	26.808	58.606
20	15.053	1:23.244	20	19.189	1:04.436	20	23.168	1:02.644	127	26.066	58.941	22	29.877	1:01.871
127	23.748	1:31.939	127	24.596	1:01.148	127	25.264	59.333	20	27.362	1:02.333	20	31.712	1:02.214
49	29.186	1:37.377	49	33.452	1:04.566	49	37.701	1:02.914	49	41.882	1:02.320	49	46.310	1:02.292
55	31.748	1:39.939	55	37.145	1:05.697	55	42.446	1:03.966	55	46.567	1:02.260	55	50.854	1:02.151

Weather / Track : Bright / Dry

Results can be found at www.tsl-timing.com

Page 1 of 5

Brands Hatch Indy
Circuit Length = 1.2079 miles
Start: 11:29 Flag 11:49 End: 11:51

Printed - 11:52 Sunday, 23 October 2016

Formula Ford Festival - Brands Hatch - 22nd/23rd October 2016

BRSCC Quaife Fiesta Championship - Classes A, B & D

RACE 9 - LAP CHART

LAP 6 @ 11:35:34.771			LAP 7 @ 11:36:32.561			LAP 8 @ 11:37:30.309			LAP 9 @ 11:38:27.950			LAP 10 @ 11:39:25.705		
NO	BEHIND	LAP TIME	NO	BEHIND	LAP TIME	NO	BEHIND	LAP TIME	NO	BEHIND	LAP TIME	NO	BEHIND	LAP TIME
52		57.765	52		57.790	52		57.748	52		57.641	52		57.755
88	0.236	57.643	88	0.266	57.820	55	1 Lap	1:01.321	88	0.278	57.610	88	0.786	58.263
45	0.826	57.762	45	0.671	57.635	88	0.309	57.791	45	0.579	57.677	45	0.830	58.006
00	1.918	57.886	00	1.808	57.680	45	0.543	57.620	00	2.628	58.561	00	2.646	57.773
12	3.209	57.965	12	3.010	57.591	00	1.708	57.648	12	3.545	58.471	12	3.802	58.012
16	10.144	59.814	16	11.994	59.640	12	2.715	57.453	55	1 Lap	1:04.738	55	1 Lap	1:00.550
93	10.327	59.712	93	12.163	59.626	16	14.000	59.754	49	1 Lap	1:05.752	49	1 Lap	1:02.392
60	11.057	59.626	60	12.778	59.511	93	14.155	59.740	16	15.914	59.555	16	17.863	59.704
42	16.091	1:00.402	42	18.450	1:00.149	60	14.657	59.627	93	16.086	59.572	93	18.058	59.727
10	16.915	59.966	10	18.994	59.869	42	20.844	1:00.142	60	16.553	59.537	60	18.456	59.658
50	24.491	1:00.813	50	28.225	1:01.524	10	21.147	59.901	42	23.557	1:00.354	42	26.902	1:01.100
127	28.580	59.537	127	29.324	58.534	127	30.497	58.921	10	23.766	1:00.260	10	26.967	1:00.956
2	30.602	1:02.125	2	34.134	1:01.322	50	32.016	1:01.539	127	31.530	58.674	127	32.319	58.544
3	31.976	1:03.954	3	36.269	1:02.083	2	37.397	1:01.011	50	34.506	1:00.131	50	36.927	1:00.176
22	33.467	1:01.355	22	36.639	1:00.962	3	40.603	1:02.082	2	41.402	1:01.646	2	45.389	1:01.742
20	36.645	1:02.698	20	41.230	1:02.375	22	40.659	1:01.768	22	44.105	1:01.087	22	47.384	1:01.034
49	51.275	1:02.730	49	57.210	1:03.725	20	45.705	1:02.223	3	45.695	1:02.733	3	50.144	1:02.204
55	54.275	1:01.186							20	50.248	1:02.184	20	54.895	1:02.402

Weather / Track : Bright / Dry

Results can be found at www.tsl-timing.com

Page 2 of 5

Brands Hatch Indy
 Circuit Length = 1.2079 miles
 Start: 11:29 Flag 11:49 End: 11:51

Printed - 11:52 Sunday, 23 October 2016

Formula Ford Festival - Brands Hatch - 22nd/23rd October 2016

BRSCC Quaife Fiesta Championship - Classes A, B & D

RACE 9 - LAP CHART

LAP 11 @ 11:40:23.217			LAP 12 @ 11:41:20.875			LAP 13 @ 11:42:18.805			LAP 14 @ 11:43:16.536			LAP 15 @ 11:44:14.931		
NO	BEHIND	LAP TIME	NO	BEHIND	LAP TIME	NO	BEHIND	LAP TIME	NO	BEHIND	LAP TIME	NO	BEHIND	LAP TIME
52		57.512	52		57.658	52		57.930	52		57.731	52		58.395
88	1.751	58.477	88	2.332	58.239	3	1 Lap	1:01.710	88	1.513	57.471	88	0.510	57.392
45	2.288	58.970	45	2.469	57.839	88	1.773	57.371	45	2.089	57.587	45	2.056	58.362
00	2.932	57.798	20	1 Lap	1:02.842	45	2.233	57.694	00	4.124	58.374	00	3.974	58.245
12	4.396	58.106	00	3.010	57.736	00	3.481	58.401	12	5.417	58.291	12	5.478	58.456
55	1 Lap	1:01.011	12	4.496	57.758	12	4.857	58.291	3	1 Lap	1:04.821	2	1 Lap	1:04.669
49	1 Lap	1:02.203	55	1 Lap	1:00.933	20	1 Lap	1:04.245	20	1 Lap	1:01.788	22	1 Lap	1:05.134
93	19.877	59.331	93	21.904	59.685	55	1 Lap	1:00.808	55	1 Lap	1:01.423	3	1 Lap	1:01.640
16	20.878	1:00.527	16	22.470	59.250	93	22.713	58.739	93	23.664	58.682	20	1 Lap	1:01.965
60	21.120	1:00.176	60	22.685	59.223	16	23.782	59.242	16	25.570	59.519	93	24.429	59.160
42	29.932	1:00.542	49	1 Lap	1:03.686	60	24.400	59.645	60	25.877	59.208	16	27.144	59.969
10	30.105	1:00.650	42	32.557	1:00.283	49	1 Lap	1:02.721	49	1 Lap	1:02.922	60	27.301	59.819
127	33.628	58.821	10	32.890	1:00.443	42	34.790	1:00.163	42	38.123	1:01.064	55	1 Lap	1:04.010
50	39.240	59.825	127	34.664	58.694	127	35.326	58.592	127	38.295	1:00.700	49	1 Lap	1:03.267
2	49.637	1:01.760	50	41.489	59.907	10	36.629	1:01.669	10	39.283	1:00.385	127	40.583	1:00.683
22	50.597	1:00.725	2	52.926	1:00.947	50	43.467	59.908	50	46.088	1:00.352	42	41.537	1:01.809
3	54.003	1:01.371	22	53.529	1:00.590	2	57.008	1:02.012				10	41.610	1:00.722
						22	57.402	1:01.803				50	48.056	1:00.363

Weather / Track : Bright / Dry

Results can be found at www.tsl-timing.com

Page 3 of 5

Brands Hatch Indy
 Circuit Length = 1.2079 miles
 Start: 11:29 Flag 11:49 End: 11:51

Printed - 11:52 Sunday, 23 October 2016

Formula Ford Festival - Brands Hatch - 22nd/23rd October 2016

BRSCC Quaife Fiesta Championship - Classes A, B & D

RACE 9 - LAP CHART

LAP 16 @ 11:45:12.314			LAP 17 @ 11:46:09.634			LAP 18 @ 11:47:07.051			LAP 19 @ 11:48:04.637			LAP 20 @ 11:49:02.331		
NO	BEHIND	LAP TIME	NO	BEHIND	LAP TIME	NO	BEHIND	LAP TIME	NO	BEHIND	LAP TIME	NO	BEHIND	LAP TIME
52		57.383	52		57.320	52		57.417	52		57.586	52		57.694
88	0.328	57.201	88	0.424	57.416	88	0.344	57.337	49	2 Laps	1:03.883	88	0.394	57.726
45	1.984	57.311	45	2.101	57.437	45	2.163	57.479	88	0.362	57.604	45	2.650	58.253
00	4.551	57.960	00	5.322	58.091	00	6.319	58.414	50	1 Lap	1:01.799	50	1 Lap	1:00.595
12	6.328	58.233	12	6.725	57.717	12	7.694	58.386	45	2.091	57.514	00	7.111	57.968
2	1 Lap	1:01.025	2	1 Lap	1:01.167	2	1 Lap	1:01.007	00	6.837	58.104	49	2 Laps	1:04.651
22	1 Lap	1:00.810	22	1 Lap	1:01.030	22	1 Lap	1:01.049	12	8.018	57.910	12	8.199	57.875
3	1 Lap	1:01.480	3	1 Lap	1:02.102	3	1 Lap	1:02.085	2	1 Lap	1:01.127	2	1 Lap	1:01.186
20	1 Lap	1:01.871	20	1 Lap	1:01.168	20	1 Lap	1:01.657	22	1 Lap	1:01.059	22	1 Lap	1:01.224
93	26.324	59.278	93	28.137	59.133	93	29.784	59.064	3	1 Lap	1:01.479	3	1 Lap	1:02.162
16	28.941	59.180	16	30.831	59.210	16	32.880	59.466	93	32.628	1:00.430	93	34.340	59.406
60	29.225	59.307	60	31.047	59.142	60	33.024	59.394	16	35.366	1:00.072	16	37.182	59.510
55	1 Lap	1:01.348	55	1 Lap	1:01.658	55	1 Lap	1:01.434	60	35.520	1:00.082	60	37.325	59.499
127	42.235	59.035	127	43.672	58.757	127	45.918	59.663	20	1 Lap	1:04.160	20	1 Lap	1:01.279
42	43.855	59.701	42	46.902	1:00.367	42	48.971	59.486	55	1 Lap	1:01.079	127	48.584	58.927
10	44.315	1:00.088	10	47.034	1:00.039	10	49.338	59.721	127	47.351	59.019	55	1 Lap	1:02.158
49	1 Lap	1:04.789	49	1 Lap	1:03.523				42	51.295	59.910	42	53.839	1:00.238
50	50.447	59.774	50	53.838	1:00.711				10	51.820	1:00.068	10	54.378	1:00.252

Weather / Track : Bright / Dry

Results can be found at www.tsl-timing.com

Page 4 of 5

Brands Hatch Indy
 Circuit Length = 1.2079 miles
 Start: 11:29 Flag 11:49 End: 11:51

Printed - 11:52 Sunday, 23 October 2016

Formula Ford Festival - Brands Hatch - 22nd/23rd October 2016

BRSCC Quaife Fiesta Championship - Classes A, B & D

RACE 9 - LAP CHART

LAP 21 @ 11:50:00.113

NO	BEHIND	LAP TIME
52		57.782
88	0.338	57.726
45	2.469	57.601
50	1 Lap	1:00.070
00	7.618	58.289
12	8.133	57.716
49	2 Laps	1:04.793
2	1 Lap	1:01.232
22	1 Lap	1:01.048
93	35.829	59.271
3	1 Lap	1:01.291
60	38.980	59.437
16	39.798	1:00.398
20	1 Lap	1:01.289
127	49.811	59.009
55	1 Lap	1:00.855
42	56.135	1:00.078
10	56.402	59.806

Weather / Track : Bright / Dry

Results can be found at www.tsl-timing.com

Page 5 of 5

Brands Hatch Indy
Circuit Length = 1.2079 miles
Start: 11:29 Flag 11:49 End: 11:51

Printed - 11:52 Sunday, 23 October 2016

Formula Ford Festival - Brands Hatch - 22nd/23rd October 2016

BRSCC Quaife Fiesta Championship - Classes A, B & D

RACE 9 - LAP ANALYSIS

DIFF = Difference To Personal Best Lap

P1 52 Alastair KELLETT				
LAP	LAP TIME	DIFF	MPH	TIME OF DAY
1 -	1:08.191	10.871	63.77	11:30:42.038
2 -	1:00.300	2.980	72.11	11:31:42.338
3 -	58.665	1.345	74.12	11:32:41.003
4 -	58.139	0.819	74.79	11:33:39.142
5 -	57.864	0.544	75.15	11:34:37.006
6 -	57.765	0.445	75.28	11:35:34.771
7 -	57.790	0.470	75.24	11:36:32.561
8 -	57.748	0.428	75.30	11:37:30.309
9 -	57.641	0.321	75.44	11:38:27.950
10 -	57.755	0.435	75.29	11:39:25.705
11 -	57.512	0.192	75.61	11:40:23.217
12 -	57.658	0.338	75.42	11:41:20.875
13 -	57.930	0.610	75.06	11:42:18.805
14 -	57.731	0.411	75.32	11:43:16.536
15 -	58.395	1.075	74.46	11:44:14.931
16 -	57.383 (2)	0.063	75.78	11:45:12.314
17 -	57.320 (1)		75.86	11:46:09.634
18 -	57.417 (3)	0.097	75.73	11:47:07.051
19 -	57.586	0.266	75.51	11:48:04.637
20 -	57.694	0.374	75.37	11:49:02.331
21 -	57.782	0.462	75.25	11:50:00.113

P2 88 John COOPER				
LAP	LAP TIME	DIFF	MPH	TIME OF DAY
1 -	1:08.626	11.425	63.36	11:30:42.473
2 -	1:00.552	3.351	71.81	11:31:43.025
3 -	58.226	1.025	74.68	11:32:41.251
4 -	58.084	0.883	74.86	11:33:39.335
5 -	58.029	0.828	74.93	11:34:37.364
6 -	57.643	0.442	75.44	11:35:35.007
7 -	57.820	0.619	75.20	11:36:32.827
8 -	57.791	0.590	75.24	11:37:30.618
9 -	57.610	0.409	75.48	11:38:28.228
10 -	58.263	1.062	74.63	11:39:26.491
11 -	58.477	1.276	74.36	11:40:24.968
12 -	58.239	1.038	74.66	11:41:23.207
13 -	57.371 (3)	0.170	75.79	11:42:20.578
14 -	57.471	0.270	75.66	11:43:18.049
15 -	57.392	0.191	75.77	11:44:15.441
16 -	57.201 (1)		76.02	11:45:12.642
17 -	57.416	0.215	75.73	11:46:10.058
18 -	57.337 (2)	0.136	75.84	11:47:07.395
19 -	57.604	0.403	75.49	11:48:04.999
20 -	57.726	0.525	75.33	11:49:02.725
21 -	57.726	0.525	75.33	11:50:00.451

P3 45 Jamie WHITE				
LAP	LAP TIME	DIFF	MPH	TIME OF DAY
1 -	1:08.825	11.514	63.18	11:30:42.672
2 -	1:00.644	3.333	71.70	11:31:43.316
3 -	58.478	1.167	74.36	11:32:41.794
4 -	57.951	0.640	75.03	11:33:39.745
5 -	58.090	0.779	74.85	11:34:37.835
6 -	57.762	0.451	75.28	11:35:35.597
7 -	57.635	0.324	75.45	11:36:33.232
8 -	57.620	0.309	75.47	11:37:30.852
9 -	57.677	0.366	75.39	11:38:28.529
10 -	58.006	0.695	74.96	11:39:26.535
11 -	58.970	1.659	73.74	11:40:25.505
12 -	57.839	0.528	75.18	11:41:23.344

DIFF = Difference To Personal Best Lap

13 -	57.694	0.383	75.37	11:42:21.038
14 -	57.587	0.276	75.51	11:43:18.625
15 -	58.362	1.051	74.51	11:44:16.987
16 -	57.311 (1)		75.87	11:45:14.298
17 -	57.437 (2)	0.126	75.71	11:46:11.735
18 -	57.479 (3)	0.168	75.65	11:47:09.214
19 -	57.514	0.203	75.60	11:48:06.728
20 -	58.253	0.942	74.65	11:49:04.981
21 -	57.601	0.290	75.49	11:50:02.582

P4 00 Stuart ROBBINS				
LAP	LAP TIME	DIFF	MPH	TIME OF DAY
1 -	1:09.747	12.099	62.34	11:30:43.594
2 -	1:00.532	2.884	71.83	11:31:44.126
3 -	58.385	0.737	74.48	11:32:42.511
4 -	58.081	0.433	74.87	11:33:40.592
5 -	58.211	0.563	74.70	11:34:38.803
6 -	57.886	0.238	75.12	11:35:36.689
7 -	57.680 (2)	0.032	75.39	11:36:34.369
8 -	57.648 (1)		75.43	11:37:32.017
9 -	58.561	0.913	74.25	11:38:30.578
10 -	57.773	0.125	75.27	11:39:28.351
11 -	57.798	0.150	75.23	11:40:26.149
12 -	57.736 (3)	0.088	75.31	11:41:23.885
13 -	58.401	0.753	74.46	11:42:22.286
14 -	58.374	0.726	74.49	11:43:20.660
15 -	58.245	0.597	74.66	11:44:18.905
16 -	57.960	0.312	75.02	11:45:16.865
17 -	58.091	0.443	74.85	11:46:14.956
18 -	58.414	0.766	74.44	11:47:13.370
19 -	58.104	0.456	74.84	11:48:11.474
20 -	57.968	0.320	75.01	11:49:09.442
21 -	58.289	0.641	74.60	11:50:07.731

P5 12 Jessica KING				
LAP	LAP TIME	DIFF	MPH	TIME OF DAY
1 -	1:09.819	12.366	62.28	11:30:43.666
2 -	1:00.724	3.271	71.61	11:31:44.390
3 -	59.147	1.694	73.52	11:32:43.537
4 -	58.387	0.934	74.47	11:33:41.924
5 -	58.091	0.638	74.85	11:34:40.015
6 -	57.965	0.512	75.02	11:35:37.980
7 -	57.591 (2)	0.138	75.50	11:36:35.571
8 -	57.453 (1)		75.68	11:37:33.024
9 -	58.471	1.018	74.37	11:38:31.495
10 -	58.012	0.559	74.96	11:39:29.507
11 -	58.106	0.653	74.83	11:40:27.613
12 -	57.758	0.305	75.29	11:41:25.371
13 -	58.291	0.838	74.60	11:42:23.662
14 -	58.291	0.838	74.60	11:43:21.953
15 -	58.456	1.003	74.39	11:44:20.409
16 -	58.233	0.780	74.67	11:45:18.642
17 -	57.717	0.264	75.34	11:46:16.359
18 -	58.386	0.933	74.48	11:47:14.745
19 -	57.910	0.457	75.09	11:48:12.655
20 -	57.875	0.422	75.13	11:49:10.530
21 -	57.716 (3)	0.263	75.34	11:50:08.246

P6 93 Jack YOUHILL				
LAP	LAP TIME	DIFF	MPH	TIME OF DAY
1 -	1:11.325	12.643	60.96	11:30:45.172
2 -	1:01.398	2.716	70.82	11:31:46.570

Weather / Track : Bright / Dry

Brands Hatch Indy
Circuit Length = 1.2079 miles
Start: 11:29 Flag 11:49 End: 11:51

Formula Ford Festival - Brands Hatch - 22nd/23rd October 2016

BRSCC Quaife Fiesta Championship - Classes A, B & D

RACE 9 - LAP ANALYSIS

DIFF = Difference To Personal Best Lap

3 -	59.689	1.007	72.85	11:32:46.259
4 -	59.572	0.890	72.99	11:33:45.831
5 -	59.555	0.873	73.01	11:34:45.386
6 -	59.712	1.030	72.82	11:35:45.098
7 -	59.626	0.944	72.93	11:36:44.724
8 -	59.740	1.058	72.79	11:37:44.464
9 -	59.572	0.890	72.99	11:38:44.036
10 -	59.727	1.045	72.80	11:39:43.763
11 -	59.331	0.649	73.29	11:40:43.094
12 -	59.685	1.003	72.85	11:41:42.779
13 -	58.739 (2)	0.057	74.03	11:42:41.518
14 -	58.682 (1)		74.10	11:43:40.200
15 -	59.160	0.478	73.50	11:44:39.360
16 -	59.278	0.596	73.35	11:45:38.638
17 -	59.133	0.451	73.53	11:46:37.771
18 -	59.064 (3)	0.382	73.62	11:47:36.835
19 -	1:00.430	1.748	71.96	11:48:37.265
20 -	59.406	0.724	73.20	11:49:36.671
21 -	59.271	0.589	73.36	11:50:35.942

P7 60 Adam LYNCH

LAP	LAP TIME	DIFF	MPH	TIME OF DAY
1 -	1:11.916	12.774	60.46	11:30:45.763
2 -	1:01.031	1.889	71.25	11:31:46.794
3 -	1:00.092	0.950	72.36	11:32:46.886
4 -	59.693	0.551	72.84	11:33:46.579
5 -	59.623	0.481	72.93	11:34:46.202
6 -	59.626	0.484	72.93	11:35:45.828
7 -	59.511	0.369	73.07	11:36:45.339
8 -	59.627	0.485	72.93	11:37:44.966
9 -	59.537	0.395	73.04	11:38:44.503
10 -	59.658	0.516	72.89	11:39:44.161
11 -	1:00.176	1.034	72.26	11:40:44.337
12 -	59.223 (3)	0.081	73.42	11:41:43.560
13 -	59.645	0.503	72.90	11:42:43.205
14 -	59.208 (2)	0.066	73.44	11:43:42.413
15 -	59.819	0.677	72.69	11:44:42.232
16 -	59.307	0.165	73.32	11:45:41.539
17 -	59.142 (1)		73.52	11:46:40.681
18 -	59.394	0.252	73.21	11:47:40.075
19 -	1:00.082	0.940	72.37	11:48:40.157
20 -	59.499	0.357	73.08	11:49:39.656
21 -	59.437	0.295	73.16	11:50:39.093

P8 16 Tim BENNETT

LAP	LAP TIME	DIFF	MPH	TIME OF DAY
1 -	1:09.110	9.930	62.92	11:30:42.957
2 -	1:01.363	2.183	70.86	11:31:44.320
3 -	1:00.770	1.590	71.55	11:32:45.090
4 -	1:00.409	1.229	71.98	11:33:45.499
5 -	59.602	0.422	72.96	11:34:45.101
6 -	59.814	0.634	72.70	11:35:44.915
7 -	59.640	0.460	72.91	11:36:44.555
8 -	59.754	0.574	72.77	11:37:44.309
9 -	59.555	0.375	73.01	11:38:43.864
10 -	59.704	0.524	72.83	11:39:43.568
11 -	1:00.527	1.347	71.84	11:40:44.095
12 -	59.250	0.070	73.39	11:41:43.345
13 -	59.242 (3)	0.062	73.40	11:42:42.587
14 -	59.519	0.339	73.06	11:43:42.106
15 -	59.969	0.789	72.51	11:44:42.075
16 -	59.180 (1)		73.48	11:45:41.255
17 -	59.210 (2)	0.030	73.44	11:46:40.465

DIFF = Difference To Personal Best Lap

18 -	59.466	0.286	73.12	11:47:39.931
19 -	1:00.072	0.892	72.38	11:48:40.003
20 -	59.510	0.330	73.07	11:49:39.513
21 -	1:00.398	1.218	71.99	11:50:39.911

P9 127 James STYLES

LAP	LAP TIME	DIFF	MPH	TIME OF DAY
1 -	1:31.939	33.405	47.29	11:31:05.786
2 -	1:01.148	2.614	71.11	11:32:06.934
3 -	59.333	0.799	73.29	11:33:06.267
4 -	58.941	0.407	73.77	11:34:05.208
5 -	58.606	0.072	74.20	11:35:03.814
6 -	59.537	1.003	73.04	11:36:03.351
7 -	58.534 (1)		74.29	11:37:01.885
8 -	58.921	0.387	73.80	11:38:00.806
9 -	58.674	0.140	74.11	11:38:59.480
10 -	58.544 (2)	0.010	74.27	11:39:58.024
11 -	58.821	0.287	73.92	11:40:56.845
12 -	58.694	0.160	74.08	11:41:55.539
13 -	58.592 (3)	0.058	74.21	11:42:54.131
14 -	1:00.700	2.166	71.64	11:43:54.831
15 -	1:00.683	2.149	71.66	11:44:55.514
16 -	59.035	0.501	73.66	11:45:54.549
17 -	58.757	0.223	74.00	11:46:53.306
18 -	59.663	1.129	72.88	11:47:52.969
19 -	59.019	0.485	73.68	11:48:51.988
20 -	58.927	0.393	73.79	11:49:50.915
21 -	59.009	0.475	73.69	11:50:49.924

P10 42 John BATEMAN

LAP	LAP TIME	DIFF	MPH	TIME OF DAY
1 -	1:14.677	15.191	58.23	11:30:48.524
2 -	1:01.303	1.817	70.93	11:31:49.827
3 -	1:00.462	0.976	71.92	11:32:50.289
4 -	59.909 (3)	0.423	72.58	11:33:50.198
5 -	1:00.262	0.776	72.16	11:34:50.460
6 -	1:00.402	0.916	71.99	11:35:50.862
7 -	1:00.149	0.663	72.29	11:36:51.011
8 -	1:00.142	0.656	72.30	11:37:51.153
9 -	1:00.354	0.868	72.05	11:38:51.507
10 -	1:01.100	1.614	71.17	11:39:52.607
11 -	1:00.542	1.056	71.82	11:40:53.149
12 -	1:00.283	0.797	72.13	11:41:53.432
13 -	1:00.163	0.677	72.28	11:42:53.595
14 -	1:01.064	1.578	71.21	11:43:54.659
15 -	1:01.809	2.323	70.35	11:44:56.468
16 -	59.701 (2)	0.215	72.83	11:45:56.169
17 -	1:00.367	0.881	72.03	11:46:56.536
18 -	59.486 (1)		73.10	11:47:56.022
19 -	59.910	0.424	72.58	11:48:55.932
20 -	1:00.238	0.752	72.19	11:49:56.170
21 -	1:00.078	0.592	72.38	11:50:56.248

P11 10 Peter DENDY-SADLER

LAP	LAP TIME	DIFF	MPH	TIME OF DAY
1 -	1:15.323	15.602	57.73	11:30:49.170
2 -	1:01.330	1.609	70.90	11:31:50.500
3 -	1:01.204	1.483	71.05	11:32:51.704
4 -	59.813 (3)	0.092	72.70	11:33:51.517
5 -	1:00.203	0.482	72.23	11:34:51.720
6 -	59.966	0.245	72.51	11:35:51.686
7 -	59.869	0.148	72.63	11:36:51.555

Weather / Track : Bright / Dry

Brands Hatch Indy

Circuit Length = 1.2079 miles

Start: 11:29 Flag 11:49 End: 11:51

Formula Ford Festival - Brands Hatch - 22nd/23rd October 2016

BRSCC Quaife Fiesta Championship - Classes A, B & D

RACE 9 - LAP ANALYSIS

DIFF = Difference To Personal Best Lap

8 -	59.901	0.180	72.59	11:37:51.456
9 -	1:00.260	0.539	72.16	11:38:51.716
10 -	1:00.956	1.235	71.34	11:39:52.672
11 -	1:00.650	0.929	71.69	11:40:53.322
12 -	1:00.443	0.722	71.94	11:41:53.765
13 -	1:01.669	1.948	70.51	11:42:55.434
14 -	1:00.385	0.664	72.01	11:43:55.819
15 -	1:00.722	1.001	71.61	11:44:56.541
16 -	1:00.088	0.367	72.37	11:45:56.629
17 -	1:00.039	0.318	72.42	11:46:56.668
18 -	59.721 (1)		72.81	11:47:56.389
19 -	1:00.068	0.347	72.39	11:48:56.457
20 -	1:00.252	0.531	72.17	11:49:56.709
21 -	59.806 (2)	0.085	72.71	11:50:56.515

P12 50 Penelope JONES

LAP	LAP TIME	DIFF	MPH	TIME OF DAY
1 -	1:17.470	17.696	56.13	11:30:51.317
2 -	1:03.151	3.377	68.86	11:31:54.468
3 -	1:01.812	2.038	70.35	11:32:56.280
4 -	1:00.624	0.850	71.73	11:33:56.904
5 -	1:01.545	1.771	70.65	11:34:58.449
6 -	1:00.813	1.039	71.50	11:35:59.262
7 -	1:01.524	1.750	70.68	11:37:00.786
8 -	1:01.539	1.765	70.66	11:38:02.325
9 -	1:00.131	0.357	72.31	11:39:02.456
10 -	1:00.176	0.402	72.26	11:40:02.632
11 -	59.825 (2)	0.051	72.68	11:41:02.457
12 -	59.907 (3)	0.133	72.58	11:42:02.364
13 -	59.908	0.134	72.58	11:43:02.272
14 -	1:00.352	0.578	72.05	11:44:02.624
15 -	1:00.363	0.589	72.04	11:45:02.987
16 -	59.774 (1)		72.75	11:46:02.761
17 -	1:00.711	0.937	71.62	11:47:03.472
18 -	1:01.799	2.025	70.36	11:48:05.271
19 -	1:00.595	0.821	71.76	11:49:05.866
20 -	1:00.070	0.296	72.39	11:50:05.936

P13 2 AI DALY

LAP	LAP TIME	DIFF	MPH	TIME OF DAY
1 -	1:21.851	20.904	53.12	11:30:55.698
2 -	1:02.975	2.028	69.05	11:31:58.673
3 -	1:01.365	0.418	70.86	11:33:00.038
4 -	1:01.585	0.638	70.61	11:34:01.623
5 -	1:01.625	0.678	70.56	11:35:03.248
6 -	1:02.125	1.178	69.99	11:36:05.373
7 -	1:01.322	0.375	70.91	11:37:06.695
8 -	1:01.011 (3)	0.064	71.27	11:38:07.706
9 -	1:01.646	0.699	70.54	11:39:09.352
10 -	1:01.742	0.795	70.43	11:40:11.094
11 -	1:01.760	0.813	70.41	11:41:12.854
12 -	1:00.947 (1)		71.35	11:42:13.801
13 -	1:02.012	1.065	70.12	11:43:15.813
14 -	1:04.669	3.722	67.24	11:44:20.482
15 -	1:01.025	0.078	71.25	11:45:21.507
16 -	1:01.167	0.220	71.09	11:46:22.674
17 -	1:01.007 (2)	0.060	71.28	11:47:23.681
18 -	1:01.127	0.180	71.14	11:48:24.808
19 -	1:01.186	0.239	71.07	11:49:25.994
20 -	1:01.232	0.285	71.01	11:50:27.226

DIFF = Difference To Personal Best Lap

P14 22 Theo BRIDGEMAN-WILLIAMS				
LAP	LAP TIME	DIFF	MPH	TIME OF DAY
1 -	1:22.797	22.207	52.52	11:30:56.644
2 -	1:03.926	3.336	68.02	11:32:00.570
3 -	1:02.585	1.995	69.48	11:33:03.155
4 -	1:01.857	1.267	70.30	11:34:05.012
5 -	1:01.871	1.281	70.28	11:35:06.883
6 -	1:01.355	0.765	70.87	11:36:08.238
7 -	1:00.962	0.372	71.33	11:37:09.200
8 -	1:01.768	1.178	70.40	11:38:10.968
9 -	1:01.087	0.497	71.18	11:39:12.055
10 -	1:01.034	0.444	71.24	11:40:13.089
11 -	1:00.725 (2)	0.135	71.61	11:41:13.814
12 -	1:00.590 (1)		71.77	11:42:14.404
13 -	1:01.803	1.213	70.36	11:43:16.207
14 -	1:05.134	4.544	66.76	11:44:21.341
15 -	1:00.810 (3)	0.220	71.51	11:45:22.151
16 -	1:01.030	0.440	71.25	11:46:23.181
17 -	1:01.049	0.459	71.23	11:47:24.230
18 -	1:01.059	0.469	71.21	11:48:25.289
19 -	1:01.224	0.634	71.02	11:49:26.513
20 -	1:01.048	0.458	71.23	11:50:27.561

P15 3 Christopher HORNE

LAP	LAP TIME	DIFF	MPH	TIME OF DAY
1 -	1:16.688	15.397	56.70	11:30:50.535
2 -	1:03.351	2.060	68.64	11:31:53.886
3 -	1:02.731	1.440	69.32	11:32:56.617
4 -	1:03.049	1.758	68.97	11:33:59.666
5 -	1:03.127	1.836	68.88	11:35:02.793
6 -	1:03.954	2.663	67.99	11:36:06.747
7 -	1:02.083	0.792	70.04	11:37:08.830
8 -	1:02.082	0.791	70.04	11:38:10.912
9 -	1:02.733	1.442	69.31	11:39:13.645
10 -	1:02.204	0.913	69.90	11:40:15.849
11 -	1:01.371 (2)	0.080	70.85	11:41:17.220
12 -	1:01.710	0.419	70.46	11:42:18.930
13 -	1:04.821	3.530	67.08	11:43:23.751
14 -	1:01.640	0.349	70.54	11:44:25.391
15 -	1:01.480	0.189	70.73	11:45:26.871
16 -	1:02.102	0.811	70.02	11:46:28.973
17 -	1:02.085	0.794	70.04	11:47:31.058
18 -	1:01.479 (3)	0.188	70.73	11:48:32.537
19 -	1:02.162	0.871	69.95	11:49:34.699
20 -	1:01.291 (1)		70.95	11:50:35.990

P16 20 Luke BANNISTER

LAP	LAP TIME	DIFF	MPH	TIME OF DAY
1 -	1:23.244	22.076	52.23	11:30:57.091
2 -	1:04.436	3.268	67.48	11:32:01.527
3 -	1:02.644	1.476	69.41	11:33:04.171
4 -	1:02.333	1.165	69.76	11:34:06.504
5 -	1:02.214	1.046	69.89	11:35:08.718
6 -	1:02.698	1.530	69.35	11:36:11.416
7 -	1:02.375	1.207	69.71	11:37:13.791
8 -	1:02.223	1.055	69.88	11:38:16.014
9 -	1:02.184	1.016	69.93	11:39:18.198
10 -	1:02.402	1.234	69.68	11:40:20.600
11 -	1:02.842	1.674	69.19	11:41:23.442
12 -	1:04.245	3.077	67.68	11:42:27.687
13 -	1:01.788	0.620	70.37	11:43:29.475
14 -	1:01.965	0.797	70.17	11:44:31.440

Brands Hatch Indy

Circuit Length = 1.2079 miles

Start: 11:29 Flag 11:49 End: 11:51

Weather / Track : Bright / Dry

Formula Ford Festival - Brands Hatch - 22nd/23rd October 2016

BRSCC Quaife Fiesta Championship - Classes A, B & D

RACE 9 - LAP ANALYSIS

DIFF = Difference To Personal Best Lap

15 -	1:01.871	0.703	70.28	11:45:33.311
16 -	1:01.168 (1)		71.09	11:46:34.479
17 -	1:01.657	0.489	70.52	11:47:36.136
18 -	1:04.160	2.992	67.77	11:48:40.296
19 -	1:01.279 (2)	0.111	70.96	11:49:41.575
20 -	1:01.289 (3)	0.121	70.95	11:50:42.864

P17 55 Simon FURLONGER

LAP	LAP TIME	DIFF	MPH	TIME OF DAY
1 -	1:39.939	39.389	43.51	11:31:13.786
2 -	1:05.697	5.147	66.19	11:32:19.483
3 -	1:03.966	3.416	67.98	11:33:23.449
4 -	1:02.260	1.710	69.84	11:34:25.709
5 -	1:02.151	1.601	69.96	11:35:27.860
6 -	1:01.186	0.636	71.07	11:36:29.046
7 -	1:01.321	0.771	70.91	11:37:30.367
8 -	1:04.738	4.188	67.17	11:38:35.105
9 -	1:00.550 (1)		71.81	11:39:35.655
10 -	1:01.011	0.461	71.27	11:40:36.666
11 -	1:00.933	0.383	71.36	11:41:37.599
12 -	1:00.808 (2)	0.258	71.51	11:42:38.407
13 -	1:01.423	0.873	70.79	11:43:39.830
14 -	1:04.010	3.460	67.93	11:44:43.840
15 -	1:01.348	0.798	70.88	11:45:45.188
16 -	1:01.658	1.108	70.52	11:46:46.846
17 -	1:01.434	0.884	70.78	11:47:48.280
18 -	1:01.079	0.529	71.19	11:48:49.359
19 -	1:02.158	1.608	69.96	11:49:51.517
20 -	1:00.855 (3)	0.305	71.45	11:50:52.372

P18 49 Kieran WHITE

LAP	LAP TIME	DIFF	MPH	TIME OF DAY
1 -	1:37.377	35.174	44.65	11:31:11.224
2 -	1:04.566	2.363	67.35	11:32:15.790
3 -	1:02.914	0.711	69.11	11:33:18.704
4 -	1:02.320 (3)	0.117	69.77	11:34:21.024
5 -	1:02.292 (2)	0.089	69.80	11:35:23.316
6 -	1:02.730	0.527	69.32	11:36:26.046
7 -	1:03.725	1.522	68.24	11:37:29.771
8 -	1:05.752	3.549	66.13	11:38:35.523
9 -	1:02.392	0.189	69.69	11:39:37.915
10 -	1:02.203 (1)		69.90	11:40:40.118
11 -	1:03.686	1.483	68.28	11:41:43.804
12 -	1:02.721	0.518	69.33	11:42:46.525
13 -	1:02.922	0.719	69.11	11:43:49.447
14 -	1:03.267	1.064	68.73	11:44:52.714
15 -	1:04.789	2.586	67.11	11:45:57.503
16 -	1:03.523	1.320	68.45	11:47:01.026
17 -	1:03.883	1.680	68.07	11:48:04.909
18 -	1:04.651	2.448	67.26	11:49:09.560
19 -	1:04.793	2.590	67.11	11:50:14.353

Weather / Track : Bright / Dry

Results can be found at www.tsl-timing.com

Page 4 of 4


Brands Hatch Indy
Circuit Length = 1.2079 miles
Start: 11:29 Flag 11:49 End: 11:51

Printed - 11:52 Sunday, 23 October 2016

Formula Ford Festival - Brands Hatch - 22nd/23rd October 2016

BRSCC Quaife Fiesta Championship - Classes A, B & D

RACE 17 - GRID (20 minutes)

ROW 9	17	55 Simon FURLONGER	18	49 Kieran WHITE	
ROW 8		15	3 Christopher HORNE	16	20 Luke BANNISTER
ROW 7	13	2 AI DALY	14	22 Theo BRIDGEMAN-WILLIAMS	
ROW 6		11	10 Peter DENDY-SADLER	12	50 Penelope JONES
ROW 5	9	127 James STYLES	10	42 John BATEMAN	
ROW 4		7	60 Adam LYNCH	8	16 Tim BENNETT
ROW 3	5	12 Jessica KING	6	93 Jack YOUHILL	
ROW 2		3	45 Jamie WHITE	4	00 Stuart ROBBINS
ROW 1	1	52 Alastair KELLETT	2	88 John COOPER	
Pole					
					

Brands Hatch Indy
Circuit Length = 1.2079 miles

These results are provisional until the conclusion of any judicial and technical matters.

Clerk Of Course :		Timekeeper :
-------------------	--	--------------

Formula Ford Festival - Brands Hatch - 22nd/23rd October 2016

BRSCC Quaife Fiesta Championship - Classes A, B & D

RACE 17 - CLASSIFICATION

POS	NO	CL	PIC NAME	ENTRY	LAPS	TIME	GAP	DIFF	MPH	BEST	ON
1	88	D	1 John COOPER	Ford Fiesta Zetec S	21	20:22.083			74.72	57.358	13
2	52	D	2 Alastair KELLETT	Ford Fiesta Zetec S	21	20:22.242	0.159	0.159	74.71	57.277	13
3	45	D	3 Jamie WHITE	Ford Fiesta Zetec S	21	20:30.068	7.985	7.826	74.24	57.804	9
4	00	D	4 Stuart ROBBINS	Ford Fiesta Zetec S	21	20:33.631	11.548	3.563	74.02	57.889	18
5	12	D	5 Jessica KING	Ford Fiesta Zetec S	21	20:43.333	21.250	9.702	73.44	58.097	21
6	60	A	1 Adam LYNCH	Ford Fiesta Si	21	20:54.558	32.475	11.225	72.79	58.515	18
7	93	D	6 Jack YOUHILL	Ford Fiesta Zetec S	21	20:54.934	32.851	0.376	72.76	58.385	18
8	127*	A	2 James STYLES	Ford Fiesta Si	21	20:59.059	36.976	4.125	72.53	58.515	18
9	16	A	3 Tim BENNETT	Ford Fiesta Si	21	21:10.127	48.044	11.068	71.89	59.581	10
10	50	D	7 Penelope JONES	Ford Fiesta Zetec S	21	21:13.074	50.991	2.947	71.73	59.035	16
11	10	A	4 Peter DENDY-SADLER	Ford Fiesta Si	21	21:19.805	57.722	6.731	71.35	59.414	12
12	2	D	8 AI DALY	Ford Fiesta Zetec S	21	21:19.824	57.741	0.019	71.35	59.792	15
13	55	D	9 Simon FURLONGER	Ford Fiesta Zetec S	20	20:43.462	1 Lap	1 Lap	69.94	59.624	14
14	3	B	1 Christopher HORNE	Ford Fiesta Zetec	20	20:50.568	1 Lap	7.106	69.54	1:01.042	17
15	20	B	2 Luke BANNISTER	Ford Fiesta Zetec	20	20:50.755	1 Lap	0.187	69.53	1:00.778	16
16	22	A	5 Theo BRIDGEMAN-WILLIAMS	Ford Fiesta Si	20	20:51.356	1 Lap	0.601	69.50	1:00.901	17
17	49	B	3 Kieran WHITE	Ford Fiesta Zetec	19	20:27.077	2 Laps	1 Lap	67.33	1:02.697	6
NOT CLASSIFIED											
DNF	42	A	John BATEMAN	Ford Fiesta Si	14	14:21.124	7 Laps	5 Laps	70.69	59.812	10

FASTEST LAP

52	D	Alastair KELLETT	Ford Fiesta Zetec S	13	57.277	75.92 mph	122.18 kph
127	A	James STYLES	Ford Fiesta Si	18	58.515	74.31 mph	119.60 kph
20	B	Luke BANNISTER	Ford Fiesta Zetec	16	1:00.778	71.54 mph	115.14 kph

Car 127 - 5 second penalty for track limits

Weather / Track : Bright / Dry

These results are provisional until the conclusion of any judicial and technical matters.

Brands Hatch Indy

Circuit Length = 1.2079 miles

Start: 15:07 Flag 15:28 End: 15:29

Clerk Of Course :	Timekeeper :
-------------------	--------------

Formula Ford Festival - Brands Hatch - 22nd/23rd October 2016

BRSCC Quaife Fiesta Championship - Classes A, B & D

RACE 17 - LAP CHART

LAP 1 @ 15:08:57.128			LAP 2 @ 15:09:56.237			LAP 3 @ 15:10:54.510			LAP 4 @ 15:11:52.771			LAP 5 @ 15:12:50.421		
NO	BEHIND	LAP TIME	NO	BEHIND	LAP TIME	NO	BEHIND	LAP TIME	NO	BEHIND	LAP TIME	NO	BEHIND	LAP TIME
88		1:06.997	88		59.109	88		58.273	88		58.261	88		57.650
52	0.749	1:07.746	52	0.676	59.036	52	0.555	58.152	52	0.199	57.905	52	0.359	57.810
00	1.185	1:08.182	45	1.223	58.936	45	0.996	58.046	45	0.654	57.919	45	0.871	57.867
45	1.396	1:08.393	00	1.733	59.657	00	2.145	58.685	00	1.974	58.090	00	2.702	58.378
16	1.936	1:08.933	16	2.828	1:00.001	16	4.551	59.996	12	5.800	59.420	12	7.095	58.945
93	2.872	1:09.869	12	3.889	59.558	12	4.641	59.025	16	6.608	1:00.318	16	9.034	1:00.076
12	3.440	1:10.437	93	4.766	1:01.003	93	6.116	59.623	93	6.978	59.123	93	9.450	1:00.122
42	4.242	1:11.239	127	6.127	1:00.796	127	6.837	58.983	127	7.717	59.141	127	9.691	59.624
127	4.440	1:11.437	42	6.391	1:01.258	60	7.256	59.059	60	7.932	58.937	60	9.794	59.512
60	4.707	1:11.704	60	6.470	1:00.872	42	8.628	1:00.510	42	10.698	1:00.331	42	13.423	1:00.375
2	5.801	1:12.798	2	8.271	1:01.579	2	9.860	59.862	2	11.763	1:00.164	2	14.261	1:00.148
50	6.563	1:13.560	50	9.461	1:02.007	50	11.694	1:00.506	50	13.655	1:00.222	50	15.785	59.780
3	7.598	1:14.595	10	10.255	1:01.678	10	12.186	1:00.204	10	14.127	1:00.202	10	16.910	1:00.433
10	7.686	1:14.683	3	11.586	1:03.097	3	15.220	1:01.907	3	18.957	1:01.998	3	23.306	1:01.999
20	9.390	1:16.387	22	13.406	1:03.024	22	17.048	1:01.915	22	20.166	1:01.379	22	24.165	1:01.649
22	9.491	1:16.488	20	14.215	1:03.934	20	17.780	1:01.838	20	21.160	1:01.641	20	25.214	1:01.704
55	10.230	1:17.227	55	14.627	1:03.506	55	19.381	1:03.027	55	23.186	1:02.066	55	27.537	1:02.001
49	11.058	1:18.055	49	16.181	1:04.232	49	21.122	1:03.214	49	26.295	1:03.434	49	31.845	1:03.200

Weather / Track : Bright / Dry

Results can be found at www.tsl-timing.com

Page 1 of 5

Brands Hatch Indy
Circuit Length = 1.2079 miles
Start: 15:07 Flag 15:28 End: 15:29

Printed - 15:30 Sunday, 23 October 2016

Formula Ford Festival - Brands Hatch - 22nd/23rd October 2016

BRSCC Quaife Fiesta Championship - Classes A, B & D

RACE 17 - LAP CHART

LAP 6 @ 15:13:47.932			LAP 7 @ 15:14:45.794			LAP 8 @ 15:15:43.360			LAP 9 @ 15:16:40.827			LAP 10 @ 15:17:38.271		
NO	BEHIND	LAP TIME	NO	BEHIND	LAP TIME	NO	BEHIND	LAP TIME	NO	BEHIND	LAP TIME	NO	BEHIND	LAP TIME
88		57.511	88		57.862	88		57.566	88		57.467	88		57.444
52	0.345	57.497	52	0.245	57.762	52	0.493	57.814	52	0.405	57.379	52	0.388	57.427
45	1.224	57.864	45	1.662	58.300	45	2.217	58.121	45	2.554	57.804	45	3.124	58.014
00	3.324	58.133	00	3.976	58.514	00	4.785	58.375	00	5.468	58.150	00	6.054	58.030
12	8.347	58.763	12	9.346	58.861	12	10.673	58.893	12	11.556	58.350	12	12.772	58.660
16	11.848	1:00.325	127	14.102	59.637	127	15.409	58.873	127	16.561	58.619	127	18.536	59.419
127	12.327	1:00.147	93	14.282	59.474	93	15.512	58.796	93	16.674	58.629	60	18.690	59.072
93	12.670	1:00.731	16	14.350	1:00.364	60	15.820	58.930	60	17.062	58.709	93	19.078	59.848
60	12.874	1:00.591	60	14.456	59.444	16	17.440	1:00.656	16	19.747	59.774	16	21.884	59.581
42	16.957	1:01.045	42	19.239	1:00.144	42	22.122	1:00.449	42	24.634	59.979	42	27.002	59.812
2	17.188	1:00.438	2	19.589	1:00.263	2	22.793	1:00.770	2	25.231	59.905	2	27.880	1:00.093
50	18.154	59.880	50	20.352	1:00.060	50	22.966	1:00.180	50	25.551	1:00.052	50	28.823	1:00.716
10	19.063	59.664	10	21.195	59.994	10	24.819	1:01.190	10	27.509	1:00.157	10	30.120	1:00.055
3	27.166	1:01.371	3	31.021	1:01.717	3	35.204	1:01.749	3	40.051	1:02.314	3	44.644	1:02.037
22	27.808	1:01.154	22	31.291	1:01.345	22	35.367	1:01.642	22	40.228	1:02.328	22	44.682	1:01.898
20	29.126	1:01.423	20	32.637	1:01.373	20	36.254	1:01.183	20	40.831	1:02.044	20	45.344	1:01.957
55	31.660	1:01.634	55	34.727	1:00.929	55	38.708	1:01.547	55	42.237	1:00.996	55	45.951	1:01.158
49	37.031	1:02.697	49	41.920	1:02.751	49	47.468	1:03.114	49	53.185	1:03.184			

Weather / Track : Bright / Dry

Results can be found at www.tsl-timing.com

Page 2 of 5

Brands Hatch Indy
 Circuit Length = 1.2079 miles
 Start: 15:07 Flag 15:28 End: 15:29

Printed - 15:30 Sunday, 23 October 2016

Formula Ford Festival - Brands Hatch - 22nd/23rd October 2016

BRSCC Quaife Fiesta Championship - Classes A, B & D

RACE 17 - LAP CHART

LAP 11 @ 15:18:36.023			LAP 12 @ 15:19:33.484			LAP 13 @ 15:20:30.842			LAP 14 @ 15:21:28.695			LAP 15 @ 15:22:26.889		
NO	BEHIND	LAP TIME	NO	BEHIND	LAP TIME	NO	BEHIND	LAP TIME	NO	BEHIND	LAP TIME	NO	BEHIND	LAP TIME
88		57.752	88		57.461	88		57.358	88		57.853	88		58.194
52	0.499	57.863	52	0.478	57.440	52	0.397	57.277	3	1 Lap	1:01.815	52	0.298	57.945
49	1 Lap	1:04.218	45	4.406	58.264	45	5.265	58.217	52	0.547	58.003	22	1 Lap	1:02.673
45	3.603	58.231	00	7.132	58.260	00	7.822	58.048	20	1 Lap	1:03.612	55	1 Lap	59.624
00	6.333	58.031	49	1 Lap	1:05.012	12	15.300	58.502	55	1 Lap	1:03.765	3	1 Lap	1:01.929
12	13.320	58.300	12	14.156	58.297	49	1 Lap	1:02.995	45	5.497	58.085	45	5.473	58.170
127	19.657	58.873	127	21.161	58.965	127	22.636	58.833	00	7.979	58.010	20	1 Lap	1:03.306
60	19.861	58.923	60	21.251	58.851	60	22.721	58.828	12	15.645	58.198	00	7.769	57.984
93	20.260	58.934	93	21.654	58.855	93	23.143	58.847	49	1 Lap	1:02.915	12	15.928	58.477
16	23.798	59.666	16	25.996	59.659	16	28.514	59.876	127	23.495	58.712	127	24.123	58.822
42	29.274	1:00.024	42	31.948	1:00.135	2	35.511	1:00.402	60	23.533	58.665	60	24.184	58.845
2	30.010	59.882	2	32.467	59.918	50	35.752	1:00.256	93	24.020	58.730	93	24.511	58.685
50	30.372	59.301	50	32.854	59.943	10	36.310	59.775	16	30.543	59.882	49	1 Lap	1:05.700
10	31.940	59.572	10	33.893	59.414	42	37.161	1:02.571	50	38.142	1:00.243	16	32.132	59.783
22	48.124	1:01.194	22	51.958	1:01.295	22	55.762	1:01.162	2	38.600	1:00.942	50	39.275	59.327
3	49.150	1:02.258	3	53.524	1:01.835				10	39.410	1:00.953	2	40.198	59.792
20	49.388	1:01.796	55	53.820	1:01.677				42	42.560	1:03.252	10	40.948	59.732
55	49.604	1:01.405	20	53.891	1:01.964									

Weather / Track : Bright / Dry

Formula Ford Festival - Brands Hatch - 22nd/23rd October 2016

BRSCC Quaife Fiesta Championship - Classes A, B & D

RACE 17 - LAP CHART

LAP 16 @ 15:23:24.576			LAP 17 @ 15:24:22.294			LAP 18 @ 15:25:19.831			LAP 19 @ 15:26:17.210			LAP 20 @ 15:27:14.678		
NO	BEHIND	LAP TIME	NO	BEHIND	LAP TIME	NO	BEHIND	LAP TIME	NO	BEHIND	LAP TIME	NO	BEHIND	LAP TIME
88		57.687	88		57.718	88		57.537	88		57.379	88		57.468
52	0.263	57.652	52	0.275	57.730	52	0.234	57.496	52	0.275	57.420	52	0.213	57.406
45	6.126	58.340	45	6.502	58.094	45	6.816	57.851	45	7.300	57.863	45	7.656	57.824
22	1 Lap	1:02.351	00	8.861	58.464	00	9.213	57.889	00	9.887	58.053	00	10.743	58.324
55	1 Lap	1:01.054	55	1 Lap	1:00.691	55	1 Lap	59.873	55	1 Lap	1:00.016	55	1 Lap	1:00.459
00	8.115	58.033	22	1 Lap	1:02.071	22	1 Lap	1:00.901	22	1 Lap	1:01.389	12	20.689	58.697
3	1 Lap	1:02.561	3	1 Lap	1:01.369	3	1 Lap	1:01.042	12	19.460	58.628	3	1 Lap	1:02.129
20	1 Lap	1:01.215	20	1 Lap	1:00.778	20	1 Lap	1:00.920	3	1 Lap	1:01.159	20	1 Lap	1:00.984
12	16.550	58.309	12	17.326	58.494	12	18.211	58.422	20	1 Lap	1:01.227	22	1 Lap	1:03.638
127	25.191	58.755	127	26.876	59.403	127	27.854	58.515	127	29.469	58.994	127	30.862	58.861
60	25.241	58.744	60	27.021	59.498	60	27.999	58.515	60	29.505	58.885	60	31.347	59.310
93	25.551	58.727	93	27.483	59.650	93	28.331	58.385	93	29.943	58.991	93	31.759	59.284
49	1 Lap	1:03.032	16	36.901	1:00.523	16	39.217	59.853	16	42.121	1:00.283	16	44.995	1:00.342
16	34.096	59.651	49	1 Lap	1:04.093	50	44.664	59.731	50	46.666	59.381	50	48.548	59.350
50	40.623	59.035	50	42.470	59.565	49	1 Lap	1:05.215	2	51.017	1:00.722	2	53.971	1:00.422
2	42.693	1:00.182	2	44.914	59.939	2	47.674	1:00.297	10	51.780	59.906	10	54.363	1:00.051
10	43.972	1:00.711	10	47.176	1:00.922	10	49.253	59.614	49	1 Lap	1:04.594			

Weather / Track : Bright / Dry

Results can be found at www.tsl-timing.com

Page 4 of 5

Brands Hatch Indy
 Circuit Length = 1.2079 miles
 Start: 15:07 Flag 15:28 End: 15:29

Printed - 15:30 Sunday, 23 October 2016

Formula Ford Festival - Brands Hatch - 22nd/23rd October 2016

BRSCC Quaife Fiesta Championship - Classes A, B & D

RACE 17 - LAP CHART

LAP 21 @ 15:28:12.214

NO	BEHIND	LAP TIME
88		57.536
52	0.159	57.482
49	2 Laps	1:05.422
45	7.985	57.865
00	11.548	58.341
12	21.250	58.097
55	1 Lap	1:00.807
3	1 Lap	1:01.687
20	1 Lap	1:01.469
22	1 Lap	1:01.860
127	31.976	58.650
60	32.475	58.664
93	32.851	58.628
16	48.044	1:00.585
50	50.991	59.979
10	57.722	1:00.895
2	57.741	1:01.306

Weather / Track : Bright / Dry

Results can be found at www.tsl-timing.com

Page 5 of 5

Brands Hatch Indy
Circuit Length = 1.2079 miles
Start: 15:07 Flag 15:28 End: 15:29

Printed - 15:30 Sunday, 23 October 2016

Formula Ford Festival - Brands Hatch - 22nd/23rd October 2016

BRSCC Quaife Fiesta Championship - Classes A, B & D

RACE 17 - LAP ANALYSIS

DIFF = Difference To Personal Best Lap

P1 88 John COOPER				
LAP	LAP TIME	DIFF	MPH	TIME OF DAY
1 -	1:06.997	9.639	64.90	15:08:57.128
2 -	59.109	1.751	73.56	15:09:56.237
3 -	58.273	0.915	74.62	15:10:54.510
4 -	58.261	0.903	74.64	15:11:52.771
5 -	57.650	0.292	75.43	15:12:50.421
6 -	57.511	0.153	75.61	15:13:47.932
7 -	57.862	0.504	75.15	15:14:45.794
8 -	57.566	0.208	75.54	15:15:43.360
9 -	57.467	0.109	75.67	15:16:40.827
10 -	57.444 (3)	0.086	75.70	15:17:38.271
11 -	57.752	0.394	75.29	15:18:36.023
12 -	57.461	0.103	75.67	15:19:33.484
13 -	57.358 (1)		75.81	15:20:30.842
14 -	57.853	0.495	75.16	15:21:28.695
15 -	58.194	0.836	74.72	15:22:26.889
16 -	57.687	0.329	75.38	15:23:24.576
17 -	57.718	0.360	75.34	15:24:22.294
18 -	57.537	0.179	75.57	15:25:19.831
19 -	57.379 (2)	0.021	75.78	15:26:17.210
20 -	57.468	0.110	75.67	15:27:14.678
21 -	57.536	0.178	75.58	15:28:12.214

P2 52 Alastair KELLETT				
LAP	LAP TIME	DIFF	MPH	TIME OF DAY
1 -	1:07.746	10.469	64.18	15:08:57.877
2 -	59.036	1.759	73.66	15:09:56.913
3 -	58.152	0.875	74.77	15:10:55.065
4 -	57.905	0.628	75.09	15:11:52.970
5 -	57.810	0.533	75.22	15:12:50.780
6 -	57.497	0.220	75.63	15:13:48.277
7 -	57.762	0.485	75.28	15:14:46.039
8 -	57.814	0.537	75.21	15:15:43.853
9 -	57.379 (2)	0.102	75.78	15:16:41.232
10 -	57.427	0.150	75.72	15:17:38.659
11 -	57.863	0.586	75.15	15:18:36.522
12 -	57.440	0.163	75.70	15:19:33.962
13 -	57.277 (1)		75.92	15:20:31.239
14 -	58.003	0.726	74.97	15:21:29.242
15 -	57.945	0.668	75.04	15:22:27.187
16 -	57.652	0.375	75.42	15:23:24.839
17 -	57.730	0.453	75.32	15:24:22.569
18 -	57.496	0.219	75.63	15:25:20.065
19 -	57.420	0.143	75.73	15:26:17.485
20 -	57.406 (3)	0.129	75.75	15:27:14.891
21 -	57.482	0.205	75.65	15:28:12.373

P3 45 Jamie WHITE				
LAP	LAP TIME	DIFF	MPH	TIME OF DAY
1 -	1:08.393	10.589	63.58	15:08:58.524
2 -	58.936	1.132	73.78	15:09:57.460
3 -	58.046	0.242	74.91	15:10:55.506
4 -	57.919	0.115	75.08	15:11:53.425
5 -	57.867	0.063	75.14	15:12:51.292
6 -	57.864	0.060	75.15	15:13:49.156
7 -	58.300	0.496	74.59	15:14:47.456
8 -	58.121	0.317	74.81	15:15:45.577
9 -	57.804 (1)		75.23	15:16:43.381
10 -	58.014	0.210	74.95	15:17:41.395
11 -	58.231	0.427	74.67	15:18:39.626
12 -	58.264	0.460	74.63	15:19:37.890

DIFF = Difference To Personal Best Lap

13 -	58.217	0.413	74.69	15:20:36.107
14 -	58.085	0.281	74.86	15:21:34.192
15 -	58.170	0.366	74.75	15:22:32.362
16 -	58.340	0.536	74.53	15:23:30.702
17 -	58.094	0.290	74.85	15:24:28.796
18 -	57.851 (3)	0.047	75.16	15:25:26.647
19 -	57.863	0.059	75.15	15:26:24.510
20 -	57.824 (2)	0.020	75.20	15:27:22.334
21 -	57.865	0.061	75.15	15:28:20.199

P4 00 Stuart ROBBINS				
LAP	LAP TIME	DIFF	MPH	TIME OF DAY
1 -	1:08.182	10.293	63.77	15:08:58.313
2 -	59.657	1.768	72.89	15:09:57.970
3 -	58.685	0.796	74.10	15:10:56.655
4 -	58.090	0.201	74.85	15:11:54.745
5 -	58.378	0.489	74.49	15:12:53.123
6 -	58.133	0.244	74.80	15:13:51.256
7 -	58.514	0.625	74.31	15:14:49.770
8 -	58.375	0.486	74.49	15:15:48.145
9 -	58.150	0.261	74.78	15:16:46.295
10 -	58.030	0.141	74.93	15:17:44.325
11 -	58.031	0.142	74.93	15:18:42.356
12 -	58.260	0.371	74.64	15:19:40.616
13 -	58.048	0.159	74.91	15:20:38.664
14 -	58.010 (3)	0.121	74.96	15:21:36.674
15 -	57.984 (2)	0.095	74.99	15:22:34.658
16 -	58.033	0.144	74.93	15:23:32.691
17 -	58.464	0.575	74.38	15:24:31.155
18 -	57.889 (1)		75.11	15:25:29.044
19 -	58.053	0.164	74.90	15:26:27.097
20 -	58.324	0.435	74.55	15:27:25.421
21 -	58.341	0.452	74.53	15:28:23.762

P5 12 Jessica KING				
LAP	LAP TIME	DIFF	MPH	TIME OF DAY
1 -	1:10.437	12.340	61.73	15:09:00.568
2 -	59.558	1.461	73.01	15:10:00.126
3 -	59.025	0.928	73.67	15:10:59.151
4 -	59.420	1.323	73.18	15:11:58.571
5 -	58.945	0.848	73.77	15:12:57.516
6 -	58.763	0.666	74.00	15:13:56.279
7 -	58.861	0.764	73.87	15:14:55.140
8 -	58.893	0.796	73.83	15:15:54.033
9 -	58.350	0.253	74.52	15:16:52.383
10 -	58.660	0.563	74.13	15:17:51.043
11 -	58.300	0.203	74.59	15:18:49.343
12 -	58.297 (3)	0.200	74.59	15:19:47.640
13 -	58.502	0.405	74.33	15:20:46.142
14 -	58.198 (2)	0.101	74.72	15:21:44.340
15 -	58.477	0.380	74.36	15:22:42.817
16 -	58.309	0.212	74.57	15:23:41.126
17 -	58.494	0.397	74.34	15:24:39.620
18 -	58.422	0.325	74.43	15:25:38.042
19 -	58.628	0.531	74.17	15:26:36.670
20 -	58.697	0.600	74.08	15:27:35.367
21 -	58.097 (1)		74.85	15:28:33.464

P6 60 Adam LYNCH				
LAP	LAP TIME	DIFF	MPH	TIME OF DAY
1 -	1:11.704	13.189	60.64	15:09:01.835
2 -	1:00.872	2.357	71.43	15:10:02.707

Weather / Track : Bright / Dry

Brands Hatch Indy
Circuit Length = 1.2079 miles
Start: 15:07 Flag 15:28 End: 15:29

Formula Ford Festival - Brands Hatch - 22nd/23rd October 2016

BRSCC Quaife Fiesta Championship - Classes A, B & D

RACE 17 - LAP ANALYSIS

DIFF = Difference To Personal Best Lap

3 -	59.059	0.544	73.63	15:11:01.766
4 -	58.937	0.422	73.78	15:12:00.703
5 -	59.512	0.997	73.07	15:13:00.215
6 -	1:00.591	2.076	71.76	15:14:00.806
7 -	59.444	0.929	73.15	15:15:00.250
8 -	58.930	0.415	73.79	15:15:59.180
9 -	58.709	0.194	74.07	15:16:57.889
10 -	59.072	0.557	73.61	15:17:56.961
11 -	58.923	0.408	73.80	15:18:55.884
12 -	58.851	0.336	73.89	15:19:54.735
13 -	58.828	0.313	73.92	15:20:53.563
14 -	58.665 (3)	0.150	74.12	15:21:52.228
15 -	58.845	0.330	73.89	15:22:51.073
16 -	58.744	0.229	74.02	15:23:49.817
17 -	59.498	0.983	73.08	15:24:49.315
18 -	58.515 (1)		74.31	15:25:47.830
19 -	58.885	0.370	73.84	15:26:46.715
20 -	59.310	0.795	73.31	15:27:46.025
21 -	58.664 (2)	0.149	74.12	15:28:44.689

P7 93 Jack YOUHILL

LAP	LAP TIME	DIFF	MPH	TIME OF DAY
1 -	1:09.869	11.484	62.23	15:09:00.000
2 -	1:01.003	2.618	71.28	15:10:01.003
3 -	59.623	1.238	72.93	15:11:00.626
4 -	59.123	0.738	73.55	15:11:59.749
5 -	1:00.122	1.737	72.32	15:12:59.871
6 -	1:00.731	2.346	71.60	15:14:00.602
7 -	59.474	1.089	73.11	15:15:00.076
8 -	58.796	0.411	73.96	15:15:58.872
9 -	58.629 (3)	0.244	74.17	15:16:57.501
10 -	59.848	1.463	72.66	15:17:57.349
11 -	58.934	0.549	73.78	15:18:56.283
12 -	58.855	0.470	73.88	15:19:55.138
13 -	58.847	0.462	73.89	15:20:53.985
14 -	58.730	0.345	74.04	15:21:52.715
15 -	58.685	0.300	74.10	15:22:51.400
16 -	58.727	0.342	74.04	15:23:50.127
17 -	59.650	1.265	72.90	15:24:49.777
18 -	58.385 (1)		74.48	15:25:48.162
19 -	58.991	0.606	73.71	15:26:47.153
20 -	59.284	0.899	73.35	15:27:46.437
21 -	58.628 (2)	0.243	74.17	15:28:45.065

P8 127 James STYLES

LAP	LAP TIME	DIFF	MPH	TIME OF DAY
1 -	1:11.437	12.922	60.87	15:09:01.568
2 -	1:00.796	2.281	71.52	15:10:02.364
3 -	58.983	0.468	73.72	15:11:01.347
4 -	59.141	0.626	73.52	15:12:00.488
5 -	59.624	1.109	72.93	15:13:00.112
6 -	1:00.147	1.632	72.29	15:14:00.259
7 -	59.637	1.122	72.91	15:14:59.896
8 -	58.873	0.358	73.86	15:15:58.769
9 -	58.619 (2)	0.104	74.18	15:16:57.388
10 -	59.419	0.904	73.18	15:17:56.807
11 -	58.873	0.358	73.86	15:18:55.680
12 -	58.965	0.450	73.74	15:19:54.645
13 -	58.833	0.318	73.91	15:20:53.478
14 -	58.712	0.197	74.06	15:21:52.190
15 -	58.822	0.307	73.92	15:22:51.012
16 -	58.755	0.240	74.01	15:23:49.767
17 -	59.403	0.888	73.20	15:24:49.170

DIFF = Difference To Personal Best Lap

18 -	58.515 (1)		74.31	15:25:47.685
19 -	58.994	0.479	73.71	15:26:46.679
20 -	58.861	0.346	73.87	15:27:45.540
21 -	58.650 (3)	0.135	74.14	15:28:44.190

P9 16 Tim BENNETT

LAP	LAP TIME	DIFF	MPH	TIME OF DAY
1 -	1:08.933	9.352	63.08	15:08:59.064
2 -	1:00.001	0.420	72.47	15:09:59.065
3 -	59.996	0.415	72.48	15:10:59.061
4 -	1:00.318	0.737	72.09	15:11:59.379
5 -	1:00.076	0.495	72.38	15:12:59.455
6 -	1:00.325	0.744	72.08	15:13:59.780
7 -	1:00.364	0.783	72.03	15:15:00.144
8 -	1:00.656	1.075	71.69	15:16:00.800
9 -	59.774	0.193	72.75	15:17:00.574
10 -	59.581 (1)		72.98	15:18:00.155
11 -	59.666	0.085	72.88	15:18:59.821
12 -	59.659 (3)	0.078	72.89	15:19:59.480
13 -	59.876	0.295	72.62	15:20:59.356
14 -	59.882	0.301	72.61	15:21:59.238
15 -	59.783	0.202	72.73	15:22:59.021
16 -	59.651 (2)	0.070	72.90	15:23:58.672
17 -	1:00.523	0.942	71.85	15:24:59.195
18 -	59.853	0.272	72.65	15:25:59.048
19 -	1:00.283	0.702	72.13	15:26:59.331
20 -	1:00.342	0.761	72.06	15:27:59.673
21 -	1:00.585	1.004	71.77	15:29:00.258

P10 50 Penelope JONES

LAP	LAP TIME	DIFF	MPH	TIME OF DAY
1 -	1:13.560	14.525	59.11	15:09:03.691
2 -	1:02.007	2.972	70.13	15:10:05.698
3 -	1:00.506	1.471	71.87	15:11:06.204
4 -	1:00.222	1.187	72.20	15:12:06.426
5 -	59.780	0.745	72.74	15:13:06.206
6 -	59.880	0.845	72.62	15:14:06.086
7 -	1:00.060	1.025	72.40	15:15:06.146
8 -	1:00.180	1.145	72.25	15:16:06.326
9 -	1:00.052	1.017	72.41	15:17:06.378
10 -	1:00.716	1.681	71.62	15:18:07.094
11 -	59.301 (2)	0.266	73.33	15:19:06.395
12 -	59.943	0.908	72.54	15:20:06.338
13 -	1:00.256	1.221	72.16	15:21:06.594
14 -	1:00.243	1.208	72.18	15:22:06.837
15 -	59.327 (3)	0.292	73.29	15:23:06.164
16 -	59.035 (1)		73.66	15:24:05.199
17 -	59.565	0.530	73.00	15:25:04.764
18 -	59.731	0.696	72.80	15:26:04.495
19 -	59.381	0.346	73.23	15:27:03.876
20 -	59.350	0.315	73.27	15:28:03.226
21 -	59.979	0.944	72.50	15:29:03.205

P11 10 Peter DENDY-SADLER

LAP	LAP TIME	DIFF	MPH	TIME OF DAY
1 -	1:14.683	15.269	58.22	15:09:04.814
2 -	1:01.678	2.264	70.50	15:10:06.492
3 -	1:00.204	0.790	72.23	15:11:06.696
4 -	1:00.202	0.788	72.23	15:12:06.898
5 -	1:00.433	1.019	71.95	15:13:07.331
6 -	59.664	0.250	72.88	15:14:06.995
7 -	59.994	0.580	72.48	15:15:06.989

Weather / Track : Bright / Dry

Brands Hatch Indy

Circuit Length = 1.2079 miles

Start: 15:07 Flag 15:28 End: 15:29

Formula Ford Festival - Brands Hatch - 22nd/23rd October 2016

BRSCC Quaife Fiesta Championship - Classes A, B & D

RACE 17 - LAP ANALYSIS

DIFF = Difference To Personal Best Lap

8 -	1:01.190	1.776	71.06	15:16:08.179
9 -	1:00.157	0.743	72.28	15:17:08.336
10 -	1:00.055	0.641	72.41	15:18:08.391
11 -	59.572 (2)	0.158	72.99	15:19:07.963
12 -	59.414 (1)		73.19	15:20:07.377
13 -	59.775	0.361	72.74	15:21:07.152
14 -	1:00.953	1.539	71.34	15:22:08.105
15 -	59.732	0.318	72.80	15:23:07.837
16 -	1:00.711	1.297	71.62	15:24:08.548
17 -	1:00.922	1.508	71.37	15:25:09.470
18 -	59.614 (3)	0.200	72.94	15:26:09.084
19 -	59.906	0.492	72.59	15:27:08.990
20 -	1:00.051	0.637	72.41	15:28:09.041
21 -	1:00.895	1.481	71.41	15:29:09.936

P12 2 AIDALY

LAP	LAP TIME	DIFF	MPH	TIME OF DAY
1 -	1:12.798	13.006	59.73	15:09:02.929
2 -	1:01.579	1.787	70.61	15:10:04.508
3 -	59.862 (2)	0.070	72.64	15:11:04.370
4 -	1:00.164	0.372	72.27	15:12:04.534
5 -	1:00.148	0.356	72.29	15:13:04.682
6 -	1:00.438	0.646	71.95	15:14:05.120
7 -	1:00.263	0.471	72.16	15:15:05.383
8 -	1:00.770	0.978	71.55	15:16:06.153
9 -	59.905	0.113	72.59	15:17:06.058
10 -	1:00.093	0.301	72.36	15:18:06.151
11 -	59.882 (3)	0.090	72.61	15:19:06.033
12 -	59.918	0.126	72.57	15:20:05.951
13 -	1:00.402	0.610	71.99	15:21:06.353
14 -	1:00.942	1.150	71.35	15:22:07.295
15 -	59.792 (1)		72.72	15:23:07.087
16 -	1:00.182	0.390	72.25	15:24:07.269
17 -	59.939	0.147	72.55	15:25:07.208
18 -	1:00.297	0.505	72.11	15:26:07.505
19 -	1:00.722	0.930	71.61	15:27:08.227
20 -	1:00.422	0.630	71.97	15:28:08.649
21 -	1:01.306	1.514	70.93	15:29:09.955

P13 55 Simon FURLONGER

LAP	LAP TIME	DIFF	MPH	TIME OF DAY
1 -	1:17.227	17.603	56.30	15:09:07.358
2 -	1:03.506	3.882	68.47	15:10:10.864
3 -	1:03.027	3.403	68.99	15:11:13.891
4 -	1:02.066	2.442	70.06	15:12:15.957
5 -	1:02.001	2.377	70.13	15:13:17.958
6 -	1:01.634	2.010	70.55	15:14:19.592
7 -	1:00.929	1.305	71.37	15:15:20.521
8 -	1:01.547	1.923	70.65	15:16:22.068
9 -	1:00.996	1.372	71.29	15:17:23.064
10 -	1:01.158	1.534	71.10	15:18:24.222
11 -	1:01.405	1.781	70.81	15:19:25.627
12 -	1:01.677	2.053	70.50	15:20:27.304
13 -	1:03.765	4.141	68.19	15:21:31.069
14 -	59.624 (1)		72.93	15:22:30.693
15 -	1:01.054	1.430	71.22	15:23:31.747
16 -	1:00.691	1.067	71.65	15:24:32.438
17 -	59.873 (2)	0.249	72.63	15:25:32.311
18 -	1:00.016 (3)	0.392	72.45	15:26:32.327
19 -	1:00.459	0.835	71.92	15:27:32.786
20 -	1:00.807	1.183	71.51	15:28:33.593

DIFF = Difference To Personal Best Lap

P14 3 Christopher HORNE				
LAP	LAP TIME	DIFF	MPH	TIME OF DAY
1 -	1:14.595	13.553	58.29	15:09:04.726
2 -	1:03.097	2.055	68.91	15:10:07.823
3 -	1:01.907	0.865	70.24	15:11:09.730
4 -	1:01.998	0.956	70.14	15:12:11.728
5 -	1:01.999	0.957	70.13	15:13:13.727
6 -	1:01.371	0.329	70.85	15:14:15.098
7 -	1:01.717	0.675	70.46	15:15:16.815
8 -	1:01.749	0.707	70.42	15:16:18.564
9 -	1:02.314	1.272	69.78	15:17:20.878
10 -	1:02.037	0.995	70.09	15:18:22.915
11 -	1:02.258	1.216	69.84	15:19:25.173
12 -	1:01.835	0.793	70.32	15:20:27.008
13 -	1:01.815	0.773	70.34	15:21:28.823
14 -	1:01.929	0.887	70.21	15:22:30.752
15 -	1:02.561	1.519	69.50	15:23:33.313
16 -	1:01.369 (3)	0.327	70.85	15:24:34.682
17 -	1:01.042 (1)		71.23	15:25:35.724
18 -	1:01.159 (2)	0.117	71.10	15:26:36.883
19 -	1:02.129	1.087	69.99	15:27:39.012
20 -	1:01.687	0.645	70.49	15:28:40.699

P15 20 Luke BANNISTER

LAP	LAP TIME	DIFF	MPH	TIME OF DAY
1 -	1:16.387	15.609	56.92	15:09:06.518
2 -	1:03.934	3.156	68.01	15:10:10.452
3 -	1:01.838	1.060	70.32	15:11:12.290
4 -	1:01.641	0.863	70.54	15:12:13.931
5 -	1:01.704	0.926	70.47	15:13:15.635
6 -	1:01.423	0.645	70.79	15:14:17.058
7 -	1:01.373	0.595	70.85	15:15:18.431
8 -	1:01.183	0.405	71.07	15:16:19.614
9 -	1:02.044	1.266	70.08	15:17:21.658
10 -	1:01.957	1.179	70.18	15:18:23.615
11 -	1:01.796	1.018	70.37	15:19:25.411
12 -	1:01.964	1.186	70.17	15:20:27.375
13 -	1:03.612	2.834	68.36	15:21:30.987
14 -	1:03.306	2.528	68.69	15:22:34.293
15 -	1:01.215	0.437	71.03	15:23:35.508
16 -	1:00.778 (1)		71.54	15:24:36.286
17 -	1:00.920 (2)	0.142	71.38	15:25:37.206
18 -	1:01.227	0.449	71.02	15:26:38.433
19 -	1:00.984 (3)	0.206	71.30	15:27:39.417
20 -	1:01.469	0.691	70.74	15:28:40.886

P16 22 Theo BRIDGEMAN-WILLIAMS

LAP	LAP TIME	DIFF	MPH	TIME OF DAY
1 -	1:16.488	15.587	56.85	15:09:06.619
2 -	1:03.024	2.123	68.99	15:10:09.643
3 -	1:01.915	1.014	70.23	15:11:11.558
4 -	1:01.379	0.478	70.84	15:12:12.937
5 -	1:01.649	0.748	70.53	15:13:14.586
6 -	1:01.154 (2)	0.253	71.10	15:14:15.740
7 -	1:01.345	0.444	70.88	15:15:17.085
8 -	1:01.642	0.741	70.54	15:16:18.727
9 -	1:02.328	1.427	69.76	15:17:21.055
10 -	1:01.898	0.997	70.25	15:18:22.953
11 -	1:01.194	0.293	71.06	15:19:24.147
12 -	1:01.295	0.394	70.94	15:20:25.442
13 -	1:01.162 (3)	0.261	71.09	15:21:26.604
14 -	1:02.673	1.772	69.38	15:22:29.277

Brands Hatch Indy

Circuit Length = 1.2079 miles

Start: 15:07 Flag 15:28 End: 15:29

Weather / Track : Bright / Dry

Formula Ford Festival - Brands Hatch - 22nd/23rd October 2016

BRSCC Quaife Fiesta Championship - Classes A, B & D

RACE 17 - LAP ANALYSIS

DIFF = Difference To Personal Best Lap

15 -	1:02.351	1.450	69.74	15:23:31.628
16 -	1:02.071	1.170	70.05	15:24:33.699
17 -	1:00.901 (1)		71.40	15:25:34.600
18 -	1:01.389	0.488	70.83	15:26:35.989
19 -	1:03.638	2.737	68.33	15:27:39.627
20 -	1:01.860	0.959	70.29	15:28:41.487

P17 49 Kieran WHITE

LAP	LAP TIME	DIFF	MPH	TIME OF DAY
1 -	1:18.055	15.358	55.71	15:09:08.186
2 -	1:04.232	1.535	67.70	15:10:12.418
3 -	1:03.214	0.517	68.79	15:11:15.632
4 -	1:03.434	0.737	68.55	15:12:19.066
5 -	1:03.200	0.503	68.80	15:13:22.266
6 -	1:02.697 (1)		69.35	15:14:24.963
7 -	1:02.751 (2)	0.054	69.29	15:15:27.714
8 -	1:03.114	0.417	68.90	15:16:30.828
9 -	1:03.184	0.487	68.82	15:17:34.012
10 -	1:04.218	1.521	67.71	15:18:38.230
11 -	1:05.012	2.315	66.88	15:19:43.242
12 -	1:02.995	0.298	69.03	15:20:46.237
13 -	1:02.915 (3)	0.218	69.11	15:21:49.152
14 -	1:05.700	3.003	66.18	15:22:54.852
15 -	1:03.032	0.335	68.99	15:23:57.884
16 -	1:04.093	1.396	67.84	15:25:01.977
17 -	1:05.215	2.518	66.68	15:26:07.192
18 -	1:04.594	1.897	67.32	15:27:11.786
19 -	1:05.422	2.725	66.47	15:28:17.208

P18 42 John BATEMAN

LAP	LAP TIME	DIFF	MPH	TIME OF DAY
1 -	1:11.239	11.427	61.04	15:09:01.370
2 -	1:01.258	1.446	70.98	15:10:02.628
3 -	1:00.510	0.698	71.86	15:11:03.138
4 -	1:00.331	0.519	72.07	15:12:03.469
5 -	1:00.375	0.563	72.02	15:13:03.844
6 -	1:01.045	1.233	71.23	15:14:04.889
7 -	1:00.144	0.332	72.30	15:15:05.033
8 -	1:00.449	0.637	71.93	15:16:05.482
9 -	59.979 (2)	0.167	72.50	15:17:05.461
10 -	59.812 (1)		72.70	15:18:05.273
11 -	1:00.024 (3)	0.212	72.44	15:19:05.297
12 -	1:00.135	0.323	72.31	15:20:05.432
13 -	1:02.571	2.759	69.49	15:21:08.003
14 -	1:03.252	3.440	68.75	15:22:11.255

Formula Ford Festival - Brands Hatch - 22nd/23rd October 2016

BRSCC Quaife Fiesta Championship - Class C

PRACTICE - CLASSIFICATION

POS	NO	NAME	ENTRY	TIME	ON	LAPS	GAP	DIFF	MPH
1	14	Simon HORROBIN	Ford Fiesta ST	55.619	6	12			78.18
2	19	Samuel PRIEST	Ford Fiesta ST	55.731	11	13	0.112	0.112	78.02
3	21	Nathan EDWARDS	Ford Fiesta ST	55.743	14	14	0.124	0.012	78.01
4	4	James ~JJ~ ROSS	Ford Fiesta ST	56.258	11	12	0.639	0.515	77.29
5	41	Aaron THOMPSON	Ford Fiesta ST	56.684	6	14	1.065	0.426	76.71
6	6	Joshua WATKINS	Ford Fiesta ST	56.714	8	13	1.095	0.030	76.67
7	51	Nicholas BOWERS	Ford Fiesta ST	56.771	12	14	1.152	0.057	76.59
8	78*	Tim GLOVER	Ford Fiesta ST	56.844	11	13	1.225	0.073	76.50
9	15	Alfonso SKRICZKA	Ford Fiesta ST	56.913	9	13	1.294	0.069	76.40
10	13	Ryan FAULCONBRIDGE	Ford Fiesta ST	56.951	9	14	1.332	0.038	76.35
11	17	Dan TURNER	Ford Fiesta ST	57.122	15	15	1.503	0.171	76.12
12	46*	Jamie GOING	Ford Fiesta ST	57.510	6	13	1.891	0.388	75.61
13	31*	Jay DANIELS	Ford Fiesta ST	57.741	12	12	2.122	0.231	75.31
14	11	Lee DENDY-SADLER	Ford Fiesta ST	57.811	12	12	2.192	0.070	75.22
15	26	Dana FREEMAN	Ford Fiesta ST	57.973	5	14	2.354	0.162	75.01
16	77	David PUGH	Ford Fiesta ST	58.028	14	15	2.409	0.055	74.93
17	8	Richard DAWSON	Ford Fiesta ST	58.037	11	14	2.418	0.009	74.92
18	99	Myles BAKER	Ford Fiesta ST	58.069	4	8	2.450	0.032	74.88
19	23*	Jason POWELL	Ford Fiesta ST	58.638	11	12	3.019	0.569	74.16
20	56	Kevin GOODING	Ford Fiesta ST			1			

Cars 23, 31, 46 and 78 transponders not working please rectify for the race to be timed.

Weather / Track : Cloudy / Dry

These results are provisional until the conclusion of any judicial and technical matters.

Brands Hatch Indy

Circuit Length = 1.2079 miles

Start: 11:02 Flag 11:17 End: 11:18

Clerk Of Course :		Timekeeper :	
-------------------	--	--------------	--

Formula Ford Festival - Brands Hatch - 22nd/23rd October 2016

BRSCC Quaife Fiesta Championship - Class C

PRACTICE - LAP ANALYSIS

DIFF = Difference To Personal Best Lap

P1 14 Simon HORROBIN				
LAP	LAP TIME	DIFF	MPH	TIME OF DAY
1 -	1:05.249	9.630	66.64	11:05:19.950
2 -	58.429	2.810	74.42	11:06:18.379
3 -	1:07.840	12.221	64.10	11:07:26.219
4 -	56.607	0.988	76.82	11:08:22.826
5 -	55.867 (3)	0.248	77.83	11:09:18.693
6 -	55.619 (1)		78.18	11:10:14.312
7 -	55.771 (2)	0.152	77.97	11:11:10.083
8 -	56.116	0.497	77.49	11:12:06.199
9 -	55.878	0.259	77.82	11:13:02.077
10 -	2:45.521 P	1:49.902	26.27	11:15:47.598
11 -	1:03.984	8.365	67.96	11:16:51.582
12 -	57.491	1.872	75.63	11:17:49.073

P2 19 Samuel PRIEST				
LAP	LAP TIME	DIFF	MPH	TIME OF DAY
1 -	1:08.926	13.195	63.09	11:03:26.196
2 -	59.243	3.512	73.40	11:04:25.439
3 -	57.393	1.662	75.76	11:05:22.832
4 -	57.376	1.645	75.79	11:06:20.208
5 -	58.520	2.789	74.30	11:07:18.728
6 -	56.706	0.975	76.68	11:08:15.434
7 -	3:34.659 P	2:38.928	20.25	11:11:50.093
8 -	1:03.650	7.919	68.32	11:12:53.743
9 -	56.363	0.632	77.15	11:13:50.106
10 -	55.838 (2)	0.107	77.87	11:14:45.944
11 -	55.731 (1)		78.02	11:15:41.675
12 -	55.948	0.217	77.72	11:16:37.623
13 -	55.939 (3)	0.208	77.73	11:17:33.562

P3 21 Nathan EDWARDS				
LAP	LAP TIME	DIFF	MPH	TIME OF DAY
1 -	1:10.102	14.359	62.03	11:03:28.065
2 -	1:01.500	5.757	70.70	11:04:29.565
3 -	58.452	2.709	74.39	11:05:28.017
4 -	57.003	1.260	76.28	11:06:25.020
5 -	56.474	0.731	77.00	11:07:21.494
6 -	56.388	0.645	77.11	11:08:17.882
7 -	55.771 (2)	0.028	77.97	11:09:13.653
8 -	55.942 (3)	0.199	77.73	11:10:09.595
9 -	2:05.618 P	1:09.875	34.61	11:12:15.213
10 -	1:01.561	5.818	70.63	11:13:16.774
11 -	56.607	0.864	76.82	11:14:13.381
12 -	1:05.934	10.191	65.95	11:15:19.315
13 -	55.960	0.217	77.70	11:16:15.275
14 -	55.743 (1)		78.01	11:17:11.018

P4 4 James ~JJ~ ROSS				
LAP	LAP TIME	DIFF	MPH	TIME OF DAY
1 -	1:10.717	14.459	61.49	11:04:54.268
2 -	1:00.207	3.949	72.22	11:05:54.475
3 -	58.549	2.291	74.27	11:06:53.024
4 -	57.138	0.880	76.10	11:07:50.162
5 -	56.833	0.575	76.51	11:08:46.995
6 -	56.444	0.186	77.04	11:09:43.439
7 -	56.591	0.333	76.84	11:10:40.030
8 -	59.629	3.371	72.92	11:11:39.659
9 -	56.414	0.156	77.08	11:12:36.073
10 -	56.358 (2)	0.100	77.16	11:13:32.431
11 -	56.258 (1)		77.29	11:14:28.689

DIFF = Difference To Personal Best Lap

P5 41 Aaron THOMPSON				
LAP	LAP TIME	DIFF	MPH	TIME OF DAY
12 -	56.365 (3)	0.107	77.15	11:15:25.054
1 -	1:05.614	8.930	66.27	11:04:04.672
2 -	59.645	2.961	72.90	11:05:04.317
3 -	57.758	1.074	75.29	11:06:02.075
4 -	58.642	1.958	74.15	11:07:00.717
5 -	57.920	1.236	75.07	11:07:58.637
6 -	56.684 (1)		76.71	11:08:55.321
7 -	56.924	0.240	76.39	11:09:52.245
8 -	56.783 (3)	0.099	76.58	11:10:49.028
9 -	57.554	0.870	75.55	11:11:46.582
10 -	2:10.240 P	1:13.556	33.38	11:13:56.822
11 -	59.575	2.891	72.99	11:14:56.397
12 -	56.879	0.195	76.45	11:15:53.276
13 -	56.722 (2)	0.038	76.66	11:16:49.998
14 -	1:02.683	5.999	69.37	11:17:52.681

P6 6 Joshua WATKINS				
LAP	LAP TIME	DIFF	MPH	TIME OF DAY
1 -	1:14.539	17.825	58.33	11:03:39.367
2 -	1:07.589	10.875	64.33	11:04:46.956
3 -	1:05.825	9.111	66.06	11:05:52.781
4 -	1:01.769	5.055	70.40	11:06:54.550
5 -	57.236	0.522	75.97	11:07:51.786
6 -	57.095	0.381	76.16	11:08:48.881
7 -	56.876 (3)	0.162	76.45	11:09:45.757
8 -	56.714 (1)		76.67	11:10:42.471
9 -	2:30.975 P	1:34.261	28.80	11:13:13.446
10 -	1:05.011	8.297	66.89	11:14:18.457
11 -	56.854 (2)	0.140	76.48	11:15:15.311
12 -	57.826	1.112	75.20	11:16:13.137
13 -	56.888	0.174	76.44	11:17:10.025

P7 51 Nicholas BOWERS				
LAP	LAP TIME	DIFF	MPH	TIME OF DAY
1 -	1:13.309	16.538	59.31	11:03:34.456
2 -	1:05.094	8.323	66.80	11:04:39.550
3 -	1:01.540	4.769	70.66	11:05:41.090
4 -	58.759	1.988	74.00	11:06:39.849
5 -	57.814	1.043	75.21	11:07:37.663
6 -	57.245	0.474	75.96	11:08:34.908
7 -	57.015	0.244	76.27	11:09:31.923
8 -	57.056	0.285	76.21	11:10:28.979
9 -	57.021	0.250	76.26	11:11:26.000
10 -	56.886 (3)	0.115	76.44	11:12:22.886
11 -	56.855 (2)	0.084	76.48	11:13:19.741
12 -	56.771 (1)		76.59	11:14:16.512
13 -	2:00.329 P	1:03.558	36.13	11:16:16.841
14 -	1:00.988	4.217	71.30	11:17:17.829

P8 78 Tim GLOVER				
LAP	LAP TIME	DIFF	MPH	TIME OF DAY
1 -	1:07.956	11.112	63.99	11:04:43.821
2 -	2:09.823	1:12.979	33.49	11:06:53.644
3 -	1:08.609	11.765	63.38	11:08:02.253
4 -	1:03.690	6.846	68.27	11:09:05.943
5 -	58.786	1.942	73.97	11:10:04.729
6 -	57.918	1.074	75.08	11:11:02.647
7 -	59.253	2.409	73.39	11:12:01.900

Weather / Track : Cloudy / Dry

Brands Hatch Indy
Circuit Length = 1.2079 miles
Start: 11:02 Flag 11:17 End: 11:18

Formula Ford Festival - Brands Hatch - 22nd/23rd October 2016

BRSCC Quaife Fiesta Championship - Class C

PRACTICE - LAP ANALYSIS

DIFF = Difference To Personal Best Lap

8 -	57.664	0.820	75.41	11:12:59.564
9 -	57.313 (3)	0.469	75.87	11:13:56.877
10 -	57.153 (2)	0.309	76.08	11:14:54.030
11 -	56.844 (1)		76.50	11:15:50.874
12 -	59.484	2.640	73.10	11:16:50.358
13 -	1:11.895	15.051	60.48	11:18:02.253

P9 15 Alfonso SKRICZKA

LAP	LAP TIME	DIFF	MPH	TIME OF DAY
1 -	1:05.528	8.615	66.36	11:04:58.465
2 -	1:01.268	4.355	70.97	11:05:59.733
3 -	58.074	1.161	74.88	11:06:57.807
4 -	57.557	0.644	75.55	11:07:55.364
5 -	56.922 (3)	0.009	76.39	11:08:52.286
6 -	56.950	0.037	76.35	11:09:49.236
7 -	56.918 (2)	0.005	76.40	11:10:46.154
8 -	56.947	0.034	76.36	11:11:43.101
9 -	56.913 (1)		76.40	11:12:40.014
10 -	57.124	0.211	76.12	11:13:37.138
11 -	1:48.666 P	51.753	40.01	11:15:25.804
12 -	59.180	2.267	73.48	11:16:24.984
13 -	57.001	0.088	76.28	11:17:21.985

P10 13 Ryan FAULCONBRIDGE

LAP	LAP TIME	DIFF	MPH	TIME OF DAY
1 -	1:10.974	14.023	61.27	11:03:44.720
2 -	1:02.384	5.433	69.70	11:04:47.104
3 -	59.192	2.241	73.46	11:05:46.296
4 -	58.745	1.794	74.02	11:06:45.041
5 -	59.063	2.112	73.62	11:07:44.104
6 -	57.658	0.707	75.42	11:08:41.762
7 -	58.345	1.394	74.53	11:09:40.107
8 -	57.943	0.992	75.04	11:10:38.050
9 -	56.951 (1)		76.35	11:11:35.001
10 -	56.979 (2)	0.028	76.31	11:12:31.980
11 -	2:22.268 P	1:25.317	30.56	11:14:54.248
12 -	1:01.985	5.034	70.15	11:15:56.233
13 -	57.438 (3)	0.487	75.70	11:16:53.671
14 -	58.261	1.310	74.64	11:17:51.932

P11 17 Dan TURNER

LAP	LAP TIME	DIFF	MPH	TIME OF DAY
1 -	1:15.675	18.553	57.46	11:03:35.785
2 -	1:06.687	9.565	65.20	11:04:42.472
3 -	1:01.956	4.834	70.18	11:05:44.428
4 -	59.779	2.657	72.74	11:06:44.207
5 -	59.057	1.935	73.63	11:07:43.264
6 -	57.912	0.790	75.08	11:08:41.176
7 -	57.355	0.233	75.81	11:09:38.531
8 -	57.888	0.766	75.12	11:10:36.419
9 -	57.681	0.559	75.39	11:11:34.100
10 -	57.187 (2)	0.065	76.04	11:12:31.287
11 -	57.536	0.414	75.58	11:13:28.823
12 -	58.059	0.937	74.89	11:14:26.882
13 -	57.332 (3)	0.210	75.84	11:15:24.214
14 -	57.402	0.280	75.75	11:16:21.616
15 -	57.122 (1)		76.12	11:17:18.738

P12 46 Jamie GOING

LAP	LAP TIME	DIFF	MPH	TIME OF DAY
1 -	1:04.377	6.867	67.54	11:05:10.301

DIFF = Difference To Personal Best Lap

2 -	58.883	1.373	73.85	11:06:09.184
3 -	58.018	0.508	74.95	11:07:07.202
4 -	58.297	0.787	74.59	11:08:05.499
5 -	58.130	0.620	74.80	11:09:03.629
6 -	57.510 (1)		75.61	11:10:01.139
7 -	57.863	0.353	75.15	11:10:59.002
8 -	2:08.203 P	1:10.693	33.91	11:13:07.205
9 -	1:07.525	10.015	64.39	11:14:14.731
10 -	58.027	0.517	74.94	11:15:12.758
11 -	57.546	0.036	75.56	11:16:10.304
12 -	57.510 (1)		75.61	11:17:07.814
13 -	57.544 (3)	0.034	75.57	11:18:05.358

P13 31 Jay DANIELS

LAP	LAP TIME	DIFF	MPH	TIME OF DAY
1 -	59.969	2.228	72.51	11:06:44.474
2 -	1:00.525	2.784	71.84	11:07:44.999
3 -	58.082 (3)	0.341	74.87	11:08:43.081
4 -	57.792 (2)	0.051	75.24	11:09:40.873
5 -	58.492	0.751	74.34	11:10:39.365
6 -	1:34.387	36.646	46.07	11:12:13.752
7 -	59.071	1.330	73.61	11:13:12.823
8 -	58.961	1.220	73.75	11:14:11.784
9 -	58.387	0.646	74.47	11:15:10.171
10 -	58.185	0.444	74.73	11:16:08.356
11 -	58.273	0.532	74.62	11:17:06.629
12 -	57.741 (1)		75.31	11:18:04.370

P14 11 Lee DENDY-SADLER

LAP	LAP TIME	DIFF	MPH	TIME OF DAY
1 -	1:13.294	15.483	59.33	11:03:43.777
2 -	1:04.353	6.542	67.57	11:04:48.130
3 -	1:10.168	12.357	61.97	11:05:58.298
4 -	59.300	1.489	73.33	11:06:57.598
5 -	59.709	1.898	72.82	11:07:57.307
6 -	58.090	0.279	74.85	11:08:55.397
7 -	58.625	0.814	74.17	11:09:54.022
8 -	58.279	0.468	74.61	11:10:52.301
9 -	58.732	0.921	74.04	11:11:51.033
10 -	57.944 (2)	0.133	75.04	11:12:48.977
11 -	58.009 (3)	0.198	74.96	11:13:46.986
12 -	57.811 (1)		75.22	11:14:44.797

P15 26 Dana FREEMAN

LAP	LAP TIME	DIFF	MPH	TIME OF DAY
1 -	1:12.642	14.669	59.86	11:03:44.276
2 -	1:04.065	6.092	67.87	11:04:48.341
3 -	1:01.356	3.383	70.87	11:05:49.697
4 -	58.195 (3)	0.222	74.72	11:06:47.892
5 -	57.973 (1)		75.01	11:07:45.865
6 -	58.520	0.547	74.30	11:08:44.385
7 -	1:52.614 P	54.641	38.61	11:10:36.999
8 -	1:04.530	6.557	67.38	11:11:41.529
9 -	58.384	0.411	74.48	11:12:39.913
10 -	58.454	0.481	74.39	11:13:38.367
11 -	58.316	0.343	74.56	11:14:36.683
12 -	58.368	0.395	74.50	11:15:35.051
13 -	58.311	0.338	74.57	11:16:33.362
14 -	58.148 (2)	0.175	74.78	11:17:31.510

Weather / Track : Cloudy / Dry

Formula Ford Festival - Brands Hatch - 22nd/23rd October 2016

BRSCC Quaife Fiesta Championship - Class C

PRACTICE - LAP ANALYSIS

DIFF = Difference To Personal Best Lap

P16 77 David PUGH				
LAP	LAP TIME	DIFF	MPH	TIME OF DAY
1 -	1:15.695	17.667	57.44	11:03:52.666
2 -	1:04.986	6.958	66.91	11:04:57.652
3 -	1:02.012	3.984	70.12	11:05:59.664
4 -	1:03.780	5.752	68.18	11:07:03.444
5 -	1:05.042	7.014	66.85	11:08:08.486
6 -	59.563	1.535	73.00	11:09:08.049
7 -	59.319	1.291	73.30	11:10:07.368
8 -	59.934	1.906	72.55	11:11:07.302
9 -	1:00.751	2.723	71.58	11:12:08.053
10 -	58.497 (3)	0.469	74.33	11:13:06.550
11 -	58.738	0.710	74.03	11:14:05.288
12 -	58.171 (2)	0.143	74.75	11:15:03.459
13 -	59.503	1.475	73.08	11:16:02.962
14 -	58.028 (1)		74.93	11:17:00.990
15 -	59.995	1.967	72.48	11:18:00.985

DIFF = Difference To Personal Best Lap

P20 56 Kevin GOODING				
LAP	LAP TIME	DIFF	MPH	TIME OF DAY
1 -	11:57.518 P		6.06	11:14:32.921

P17 8 Richard DAWSON				
LAP	LAP TIME	DIFF	MPH	TIME OF DAY
1 -	1:16.318	18.281	56.98	11:03:57.156
2 -	1:04.995	6.958	66.90	11:05:02.151
3 -	1:01.508	3.471	70.69	11:06:03.659
4 -	59.987	1.950	72.49	11:07:03.646
5 -	1:00.301	2.264	72.11	11:08:03.947
6 -	59.921	1.884	72.57	11:09:03.868
7 -	59.260	1.223	73.38	11:10:03.128
8 -	58.723 (3)	0.686	74.05	11:11:01.851
9 -	1:02.772	4.735	69.27	11:12:04.623
10 -	59.464	1.427	73.13	11:13:04.087
11 -	58.037 (1)		74.92	11:14:02.124
12 -	58.283 (2)	0.246	74.61	11:15:00.407
13 -	1:06.310	8.273	65.57	11:16:06.717
14 -	1:02.329	4.292	69.76	11:17:09.046

P18 99 Myles BAKER				
LAP	LAP TIME	DIFF	MPH	TIME OF DAY
1 -	1:12.759	14.690	59.76	11:07:03.104
2 -	1:00.609	2.540	71.74	11:08:03.713
3 -	58.579	0.510	74.23	11:09:02.292
4 -	58.069 (1)		74.88	11:10:00.361
5 -	58.987	0.918	73.72	11:10:59.348
6 -	58.920	0.851	73.80	11:11:58.268
7 -	58.164 (2)	0.095	74.76	11:12:56.432
8 -	58.281 (3)	0.212	74.61	11:13:54.713

P19 23 Jason POWELL				
LAP	LAP TIME	DIFF	MPH	TIME OF DAY
1 -	1:02.578	3.940	69.49	11:06:57.883
2 -	1:02.827	4.189	69.21	11:08:00.710
3 -	59.754	1.116	72.77	11:09:00.464
4 -	59.538	0.900	73.03	11:10:00.002
5 -	1:01.470	2.832	70.74	11:11:01.472
6 -	59.164	0.526	73.50	11:12:00.636
7 -	59.915	1.277	72.57	11:13:00.551
8 -	1:00.064	1.426	72.39	11:14:00.615
9 -	58.770 (2)	0.132	73.99	11:14:59.385
10 -	59.375	0.737	73.23	11:15:58.760
11 -	58.638 (1)		74.16	11:16:57.398
12 -	58.786 (3)	0.148	73.97	11:17:56.184

Weather / Track : Cloudy / Dry

Formula Ford Festival - Brands Hatch - 22nd/23rd October 2016

BRSCC Quaife Fiesta Championship - Class C

QUALIFYING - RACE 11 - CLASSIFICATION

POS	NO	NAME	ENTRY	TIME	ON	LAPS	GAP	DIFF	MPH
1	14	Simon HORROBIN	Ford Fiesta ST	55.445	9	13			78.43
2	19	Samuel PRIEST	Ford Fiesta ST	55.536	10	14	0.091	0.091	78.30
3	21	Nathan EDWARDS	Ford Fiesta ST	55.626	7	17	0.181	0.090	78.17
4	4	James ~JJ~ ROSS	Ford Fiesta ST	55.648	14	16	0.203	0.022	78.14
5	13*	Ryan FAULCONBRIDGE	Ford Fiesta ST	56.050	19	20	0.605	0.402	77.58
6	41*	Aaron THOMPSON	Ford Fiesta ST	56.071	11	19	0.626	0.021	77.55
7	99	Myles BAKER	Ford Fiesta ST	56.146	11	18	0.701	0.075	77.45
8	51	Nicholas BOWERS	Ford Fiesta ST	56.154	13	18	0.709	0.008	77.44
9	15	Alfonso SKRICZKA	Ford Fiesta ST	56.301	6	19	0.856	0.147	77.23
10	11	Lee DENDY-SADLER	Ford Fiesta ST	56.394	11	18	0.949	0.093	77.11
11	46*	Jamie GOING	Ford Fiesta ST	56.402	16	16	0.957	0.008	77.10
12	6	Joshua WATKINS	Ford Fiesta ST	56.411	10	16	0.966	0.009	77.08
13	78	Tim GLOVER	Ford Fiesta ST	56.548	9	16	1.103	0.137	76.90
14	17*	Dan TURNER	Ford Fiesta ST	56.590	8	19	1.145	0.042	76.84
15	8	Richard DAWSON	Ford Fiesta ST	57.110	15	19	1.665	0.520	76.14
16	31	Jay DANIELS	Ford Fiesta ST	57.285	17	20	1.840	0.175	75.91
17	77	David PUGH	Ford Fiesta ST	57.672	10	17	2.227	0.387	75.40
18	26	Dana FREEMAN	Ford Fiesta ST	58.111	13	18	2.666	0.439	74.83
19	23*	Jason POWELL	Ford Fiesta ST	58.841	6	19	3.396	0.730	73.90
20	56	Kevin GOODING	Ford Fiesta ST	1:00.103	15	18	4.658	1.262	72.35

Cars 17 and 41 laptime disallowed for exceeding track limits

Cars 13, 23 and 46 Transponders STILL not working please rectify for the race to be timed

Weather / Track : Bright / Dry

These results are provisional until the conclusion of any judicial and technical matters.

Brands Hatch Indy

Circuit Length = 1.2079 miles

Start: 16:09 Flag 16:29 End: 16:31

Clerk Of Course :	Timekeeper :
-------------------	--------------

Formula Ford Festival - Brands Hatch - 22nd/23rd October 2016

BRSCC Quaife Fiesta Championship - Class C

QUALIFYING - RACE 11 - 2ND FASTEST CLASSIFICATION

POS	NO	NAME	ENTRY	TIME	ON	LAPS	GAP	DIFF	MPH
1	14	Simon HORROBIN	Ford Fiesta ST	55.541	13	13			78.29
2	19	Samuel PRIEST	Ford Fiesta ST	55.624	8	14	0.083	0.083	78.17
3	21	Nathan EDWARDS	Ford Fiesta ST	55.626	13	17	0.085	0.002	78.17
4	4	James ~JJ~ ROSS	Ford Fiesta ST	55.670	12	16	0.129	0.044	78.11
5	13*	Ryan FAULCONBRIDGE	Ford Fiesta ST	56.090	17	20	0.549	0.420	77.52
6	41*	Aaron THOMPSON	Ford Fiesta ST	56.196	15	19	0.655	0.106	77.38
7	51	Nicholas BOWERS	Ford Fiesta ST	56.243	10	18	0.702	0.047	77.31
8	99	Myles BAKER	Ford Fiesta ST	56.269	14	18	0.728	0.026	77.28
9	15	Alfonso SKRICZKA	Ford Fiesta ST	56.419	4	19	0.878	0.150	77.07
10	46*	Jamie GOING	Ford Fiesta ST	56.484	9	16	0.943	0.065	76.98
11	6	Joshua WATKINS	Ford Fiesta ST	56.524	14	16	0.983	0.040	76.93
12	17*	Dan TURNER	Ford Fiesta ST	56.597	18	19	1.056	0.073	76.83
13	78	Tim GLOVER	Ford Fiesta ST	56.606	15	16	1.065	0.009	76.82
14	11	Lee DENDY-SADLER	Ford Fiesta ST	56.644	8	18	1.103	0.038	76.77
15	8	Richard DAWSON	Ford Fiesta ST	57.314	16	19	1.773	0.670	75.87
16	31	Jay DANIELS	Ford Fiesta ST	57.360	12	20	1.819	0.046	75.81
17	77	David PUGH	Ford Fiesta ST	57.782	15	17	2.241	0.422	75.25
18	26	Dana FREEMAN	Ford Fiesta ST	58.330	15	18	2.789	0.548	74.55
19	23*	Jason POWELL	Ford Fiesta ST	58.863	19	19	3.322	0.533	73.87
20	56	Kevin GOODING	Ford Fiesta ST	1:00.267	18	18	4.726	1.404	72.15

Cars 17 and 41 laptime disallowed for exceeding track limits

Cars 13, 23 and 46 Transponders STILL not working please rectify for the race to be timed

Weather / Track : Bright / Dry

These results are provisional until the conclusion of any judicial and technical matters.

Brands Hatch Indy

Circuit Length = 1.2079 miles

Start: 16:09 Flag 16:29 End: 16:31

Clerk Of Course :	Timekeeper :
-------------------	--------------

Formula Ford Festival - Brands Hatch - 22nd/23rd October 2016

BRSCC Quaife Fiesta Championship - Class C

QUALIFYING - RACE 11 - LAP ANALYSIS

DIFF = Difference To Personal Best Lap

P1 14 Simon HORROBIN				
LAP	LAP TIME	DIFF	MPH	TIME OF DAY
1 -	57.333	1.888	75.84	16:12:03.441
2 -	56.040	0.595	77.59	16:12:59.481
3 -	1:00.933	5.488	71.36	16:14:00.414
4 -	55.886	0.441	77.81	16:14:56.300
5 -	55.813	0.368	77.91	16:15:52.113
6 -	2:17.891 P	1:22.446	31.53	16:18:10.004
7 -	1:06.358	10.913	65.53	16:19:16.362
8 -	58.260	2.815	74.64	16:20:14.622
9 -	55.445 (1)		78.43	16:21:10.067
10 -	56.349	0.904	77.17	16:22:06.416
11 -	55.604 (3)	0.159	78.20	16:23:02.020
12 -	1:02.473	7.028	69.60	16:24:04.493
13 -	55.541 (2)	0.096	78.29	16:25:00.034

P2 19 Samuel PRIEST				
LAP	LAP TIME	DIFF	MPH	TIME OF DAY
1 -	56.996	1.460	76.29	16:12:01.938
2 -	56.365	0.829	77.15	16:12:58.303
3 -	1:02.227	6.691	69.88	16:14:00.530
4 -	56.388	0.852	77.11	16:14:56.918
5 -	2:14.539 P	1:19.003	32.32	16:17:11.457
6 -	1:21.170	25.634	53.57	16:18:32.627
7 -	55.960	0.424	77.70	16:19:28.587
8 -	55.624 (2)	0.088	78.17	16:20:24.211
9 -	55.654 (3)	0.118	78.13	16:21:19.865
10 -	55.536 (1)		78.30	16:22:15.401
11 -	56.116	0.580	77.49	16:23:11.517
12 -	56.026	0.490	77.61	16:24:07.543
13 -	55.939	0.403	77.73	16:25:03.482
14 -	1:01.961	6.425	70.18	16:26:05.443

P3 21 Nathan EDWARDS				
LAP	LAP TIME	DIFF	MPH	TIME OF DAY
1 -	1:02.584	6.958	69.48	16:12:11.307
2 -	3:47.769 P	2:52.143	19.09	16:15:59.076
3 -	1:09.331	13.705	62.72	16:17:08.407
4 -	1:06.229	10.603	65.66	16:18:14.636
5 -	58.902	3.276	73.82	16:19:13.538
6 -	55.815	0.189	77.91	16:20:09.353
7 -	55.626 (1)		78.17	16:21:04.979
8 -	57.540	1.914	75.57	16:22:02.519
9 -	1:03.835	8.209	68.12	16:23:06.354
10 -	55.698	0.072	78.07	16:24:02.052
11 -	55.653 (3)	0.027	78.13	16:24:57.705
12 -	57.330	1.704	75.85	16:25:55.035
13 -	55.626 (1)		78.17	16:26:50.661
14 -	55.696	0.070	78.07	16:27:46.357
15 -	55.898	0.272	77.79	16:28:42.255
16 -	55.796	0.170	77.93	16:29:38.051
17 -	55.785	0.159	77.95	16:30:33.836

P4 4 James ~JJ~ ROSS				
LAP	LAP TIME	DIFF	MPH	TIME OF DAY
1 -	1:05.391	9.743	66.50	16:12:25.728
2 -	57.150	1.502	76.09	16:13:22.878
3 -	59.175	3.527	73.48	16:14:22.053
4 -	57.692	2.044	75.37	16:15:19.745
5 -	56.954	1.306	76.35	16:16:16.699
6 -	56.273	0.625	77.27	16:17:12.972

DIFF = Difference To Personal Best Lap

7 -	56.185	0.537	77.39	16:18:09.157
8 -	56.048	0.400	77.58	16:19:05.205
9 -	4:00.251 P	3:04.603	18.10	16:23:05.456
10 -	1:03.810	8.162	68.14	16:24:09.266
11 -	56.151	0.503	77.44	16:25:05.417
12 -	55.670 (2)	0.022	78.11	16:26:01.087
13 -	57.073	1.425	76.19	16:26:58.160
14 -	55.648 (1)		78.14	16:27:53.808
15 -	55.881 (3)	0.233	77.81	16:28:49.689
16 -	1:00.428	4.780	71.96	16:29:50.117

P5 13 Ryan FAULCONBRIDGE				
LAP	LAP TIME	DIFF	MPH	TIME OF DAY
1 -	1:02.506	6.456	69.57	16:12:15.518
2 -	59.420	3.370	73.18	16:13:14.938
3 -	57.986	1.936	74.99	16:14:12.924
4 -	57.652	1.602	75.42	16:15:10.576
5 -	56.889	0.839	76.44	16:16:07.465
6 -	56.601	0.551	76.82	16:17:04.066
7 -	57.316	1.266	75.87	16:18:01.382
8 -	56.575	0.525	76.86	16:18:57.957
9 -	56.746	0.696	76.63	16:19:54.703
10 -	56.440	0.390	77.04	16:20:51.143
11 -	56.301	0.251	77.23	16:21:47.444
12 -	56.273 (3)	0.223	77.27	16:22:43.717
13 -	56.743	0.693	76.63	16:23:40.460
14 -	56.998	0.948	76.29	16:24:37.458
15 -	56.368	0.318	77.14	16:25:33.826
16 -	56.999	0.949	76.29	16:26:30.825
17 -	56.090 (2)	0.040	77.52	16:27:26.915
18 -	56.277	0.227	77.27	16:28:23.192
19 -	56.050 (1)		77.58	16:29:19.242
20 -	56.496	0.446	76.97	16:30:15.738

P6 41 Aaron THOMPSON				
LAP	LAP TIME	DIFF	MPH	TIME OF DAY
1 -	58.439 D	2.368	74.41	16:12:08.192
2 -	57.153	1.082	76.08	16:13:05.345
3 -	57.084	1.013	76.17	16:14:02.429
4 -	56.476	0.405	76.99	16:14:58.905
5 -	56.408	0.337	77.09	16:15:55.313
6 -	56.732	0.661	76.65	16:16:52.045
7 -	2:20.724 P	1:24.653	30.90	16:19:12.769
8 -	1:00.307	4.236	72.10	16:20:13.076
9 -	56.445	0.374	77.04	16:21:09.521
10 -	58.136	2.065	74.80	16:22:07.657
11 -	56.071 (1)		77.55	16:23:03.728
12 -	56.389	0.318	77.11	16:24:00.117
13 -	56.354	0.283	77.16	16:24:56.471
14 -	56.623	0.552	76.79	16:25:53.094
15 -	56.196 (2)	0.125	77.38	16:26:49.290
16 -	56.230 (3)	0.159	77.33	16:27:45.520
17 -	59.036	2.965	73.66	16:28:44.556
18 -	56.585	0.514	76.85	16:29:41.141
19 -	56.859	0.788	76.48	16:30:38.000

P7 99 Myles BAKER				
LAP	LAP TIME	DIFF	MPH	TIME OF DAY
1 -	1:04.516	8.370	67.40	16:12:32.931
2 -	58.148	2.002	74.78	16:13:31.079
3 -	57.275	1.129	75.92	16:14:28.354
4 -	56.744	0.598	76.63	16:15:25.098

Weather / Track : Bright / Dry

Brands Hatch Indy
Circuit Length = 1.2079 miles
Start: 16:09 Flag 16:29 End: 16:31

Formula Ford Festival - Brands Hatch - 22nd/23rd October 2016

BRSCC Quaife Fiesta Championship - Class C

QUALIFYING - RACE 11 - LAP ANALYSIS

DIFF = Difference To Personal Best Lap

5 -	57.833	1.687	75.19	16:16:22.931
6 -	56.591	0.445	76.84	16:17:19.522
7 -	1:57.438 P	1:01.292	37.02	16:19:16.960
8 -	1:00.507	4.361	71.86	16:20:17.467
9 -	56.377	0.231	77.13	16:21:13.844
10 -	58.049	1.903	74.91	16:22:11.893
11 -	56.146 (1)		77.45	16:23:08.039
12 -	58.597	2.451	74.21	16:24:06.636
13 -	57.489	1.343	75.64	16:25:04.125
14 -	56.269 (2)	0.123	77.28	16:26:00.394
15 -	58.568	2.422	74.24	16:26:58.962
16 -	56.362	0.216	77.15	16:27:55.324
17 -	56.358 (3)	0.212	77.16	16:28:51.682
18 -	56.792	0.646	76.57	16:29:48.474

P8 51 Nicholas BOWERS

LAP	LAP TIME	DIFF	MPH	TIME OF DAY
1 -	1:00.886	4.732	71.42	16:11:57.167
2 -	58.418	2.264	74.43	16:12:55.585
3 -	57.401	1.247	75.75	16:13:52.986
4 -	58.090	1.936	74.85	16:14:51.076
5 -	3:10.371 P	2:14.217	22.84	16:18:01.447
6 -	1:09.611	13.457	62.47	16:19:11.058
7 -	1:00.784	4.630	71.54	16:20:11.842
8 -	56.618	0.464	76.80	16:21:08.460
9 -	56.789	0.635	76.57	16:22:05.249
10 -	56.243 (2)	0.089	77.31	16:23:01.492
11 -	57.089	0.935	76.17	16:23:58.581
12 -	56.290 (3)	0.136	77.25	16:24:54.871
13 -	56.154 (1)		77.44	16:25:51.025
14 -	56.337	0.183	77.18	16:26:47.362
15 -	56.337	0.183	77.18	16:27:43.699
16 -	56.425	0.271	77.06	16:28:40.124
17 -	56.463	0.309	77.01	16:29:36.587
18 -	56.577	0.423	76.86	16:30:33.164

P9 15 Alfonso SKRICZKA

LAP	LAP TIME	DIFF	MPH	TIME OF DAY
1 -	1:01.966	5.665	70.17	16:12:28.405
2 -	59.048	2.747	73.64	16:13:27.453
3 -	57.057	0.756	76.21	16:14:24.510
4 -	56.419 (2)	0.118	77.07	16:15:20.929
5 -	57.738	1.437	75.31	16:16:18.667
6 -	56.301 (1)		77.23	16:17:14.968
7 -	56.675	0.374	76.72	16:18:11.643
8 -	1:30.641 P	34.340	47.97	16:19:42.284
9 -	1:09.079	12.778	62.95	16:20:51.363
10 -	58.441	2.140	74.41	16:21:49.804
11 -	56.867	0.566	76.46	16:22:46.671
12 -	56.761	0.460	76.61	16:23:43.432
13 -	56.800	0.499	76.55	16:24:40.232
14 -	56.672 (3)	0.371	76.73	16:25:36.904
15 -	56.841	0.540	76.50	16:26:33.745
16 -	56.704	0.403	76.68	16:27:30.449
17 -	58.769	2.468	73.99	16:28:29.218
18 -	58.485	2.184	74.35	16:29:27.703
19 -	56.750	0.449	76.62	16:30:24.453

P10 11 Lee DENDY-SADLER

LAP	LAP TIME	DIFF	MPH	TIME OF DAY
1 -	1:00.038	3.644	72.43	16:11:58.800
2 -	58.163	1.769	74.76	16:12:56.963

DIFF = Difference To Personal Best Lap

3 -	2:00.500 P	1:04.106	36.08	16:14:57.463
4 -	1:05.374	8.980	66.51	16:16:02.837
5 -	1:01.640	5.246	70.54	16:17:04.477
6 -	1:03.568	7.174	68.40	16:18:08.045
7 -	56.654	0.260	76.75	16:19:04.699
8 -	56.644 (2)	0.250	76.77	16:20:01.343
9 -	1:06.117	9.723	65.77	16:21:07.460
10 -	1:03.166	6.772	68.84	16:22:10.626
11 -	56.394 (1)		77.11	16:23:07.020
12 -	57.805	1.411	75.22	16:24:04.825
13 -	56.805	0.411	76.55	16:25:01.630
14 -	58.519	2.125	74.31	16:26:00.149
15 -	56.887	0.493	76.44	16:26:57.036
16 -	1:04.824	8.430	67.08	16:28:01.860
17 -	56.672	0.278	76.73	16:28:58.532
18 -	56.651 (3)	0.257	76.76	16:29:55.183

P11 46 Jamie GOING

LAP	LAP TIME	DIFF	MPH	TIME OF DAY
1 -	1:04.647	8.245	67.26	16:12:32.480
2 -	59.841	3.439	72.66	16:13:32.321
3 -	57.279	0.877	75.91	16:14:29.600
4 -	59.012	2.610	73.69	16:15:28.612
5 -	1:01.017	4.615	71.26	16:16:29.629
6 -	56.585	0.183	76.85	16:17:26.214
7 -	3:37.853	2:41.451	19.96	16:21:04.067
8 -	56.639	0.237	76.77	16:22:00.706
9 -	56.484 (2)	0.082	76.98	16:22:57.190
10 -	56.668	0.266	76.73	16:23:53.858
11 -	1:03.117	6.715	68.89	16:24:56.975
12 -	1:01.775	5.373	70.39	16:25:58.750
13 -	56.612	0.210	76.81	16:26:55.362
14 -	56.651	0.249	76.76	16:27:52.013
15 -	56.567 (3)	0.165	76.87	16:28:48.580
16 -	56.402 (1)		77.10	16:29:44.982

P12 6 Joshua WATKINS

LAP	LAP TIME	DIFF	MPH	TIME OF DAY
1 -	1:09.288	12.877	62.76	16:12:22.476
2 -	58.450	2.039	74.39	16:13:20.926
3 -	58.187	1.776	74.73	16:14:19.113
4 -	1:00.292	3.881	72.12	16:15:19.405
5 -	3:02.265 P	2:05.854	23.85	16:18:21.670
6 -	1:08.353	11.942	63.61	16:19:30.023
7 -	57.137	0.726	76.10	16:20:27.160
8 -	56.886	0.475	76.44	16:21:24.046
9 -	56.732 (3)	0.321	76.65	16:22:20.778
10 -	56.411 (1)		77.08	16:23:17.189
11 -	58.559	2.148	74.26	16:24:15.748
12 -	59.100	2.689	73.58	16:25:14.848
13 -	59.661	3.250	72.88	16:26:14.509
14 -	56.524 (2)	0.113	76.93	16:27:11.033
15 -	57.898	1.487	75.10	16:28:08.931
16 -	57.163	0.752	76.07	16:29:06.094

P13 78 Tim GLOVER

LAP	LAP TIME	DIFF	MPH	TIME OF DAY
1 -	1:03.887	7.339	68.06	16:12:12.655
2 -	59.534	2.986	73.04	16:13:12.189
3 -	58.376	1.828	74.49	16:14:10.565
4 -	57.151	0.603	76.08	16:15:07.716
5 -	56.872	0.324	76.46	16:16:04.588

Weather / Track : Bright / Dry

Brands Hatch Indy
Circuit Length = 1.2079 miles
Start: 16:09 Flag 16:29 End: 16:31

Formula Ford Festival - Brands Hatch - 22nd/23rd October 2016

BRSCC Quaife Fiesta Championship - Class C

QUALIFYING - RACE 11 - LAP ANALYSIS

DIFF = Difference To Personal Best Lap

6 -	58.608	2.060	74.19	16:17:03.196
7 -	1:01.388	4.840	70.83	16:18:04.584
8 -	56.895	0.347	76.43	16:19:01.479
9 -	56.548 (1)		76.90	16:19:58.027
10 -	56.790	0.242	76.57	16:20:54.817
11 -	57.078	0.530	76.18	16:21:51.895
12 -	56.863	0.315	76.47	16:22:48.758
13 -	56.756	0.208	76.61	16:23:45.514
14 -	56.635 (3)	0.087	76.78	16:24:42.149
15 -	56.606 (2)	0.058	76.82	16:25:38.755
16 -	56.868	0.320	76.46	16:26:35.623

P14 17 Dan TURNER

LAP	LAP TIME	DIFF	MPH	TIME OF DAY
1 -	1:08.383	11.793	63.59	16:12:12.568
2 -	1:06.884	10.294	65.01	16:13:19.452
3 -	58.676	2.086	74.11	16:14:18.128
4 -	1:01.132	4.542	71.13	16:15:19.260
5 -	1:08.636	12.046	63.35	16:16:27.896
6 -	56.804 D	0.214	76.55	16:17:24.700
7 -	1:03.052	6.462	68.96	16:18:27.752
8 -	56.590 (1)		76.84	16:19:24.342
9 -	56.573 D		76.86	16:20:20.915
10 -	56.858	0.268	76.48	16:21:17.773
11 -	57.716	1.126	75.34	16:22:15.489
12 -	57.080	0.490	76.18	16:23:12.569
13 -	57.153	0.563	76.08	16:24:09.722
14 -	56.627 (3)	0.037	76.79	16:25:06.349
15 -	57.045	0.455	76.23	16:26:03.394
16 -	56.821	0.231	76.53	16:27:00.215
17 -	58.543	1.953	74.28	16:27:58.758
18 -	56.597 (2)	0.007	76.83	16:28:55.355
19 -	57.489	0.899	75.64	16:29:52.844

P15 8 Richard DAWSON

LAP	LAP TIME	DIFF	MPH	TIME OF DAY
1 -	1:02.819	5.709	69.22	16:12:30.394
2 -	59.400	2.290	73.20	16:13:29.794
3 -	58.380	1.270	74.48	16:14:28.174
4 -	58.370	1.260	74.50	16:15:26.544
5 -	58.310	1.200	74.57	16:16:24.854
6 -	58.115	1.005	74.82	16:17:22.969
7 -	59.196	2.086	73.46	16:18:22.165
8 -	57.935	0.825	75.06	16:19:20.100
9 -	58.202	1.092	74.71	16:20:18.302
10 -	58.023	0.913	74.94	16:21:16.325
11 -	1:00.072	2.962	72.38	16:22:16.397
12 -	57.813	0.703	75.21	16:23:14.210
13 -	58.326	1.216	74.55	16:24:12.536
14 -	57.557	0.447	75.55	16:25:10.093
15 -	57.110 (1)		76.14	16:26:07.203
16 -	57.314 (2)	0.204	75.87	16:27:04.517
17 -	57.752	0.642	75.29	16:28:02.269
18 -	57.496 (3)	0.386	75.63	16:28:59.765
19 -	57.833	0.723	75.19	16:29:57.598

P16 31 Jay DANIELS

LAP	LAP TIME	DIFF	MPH	TIME OF DAY
1 -	1:01.380	4.095	70.84	16:12:00.604
2 -	58.667	1.382	74.12	16:12:59.271
3 -	1:03.310	6.025	68.68	16:14:02.581
4 -	57.620	0.335	75.47	16:15:00.201

DIFF = Difference To Personal Best Lap

5 -	58.001	0.716	74.97	16:15:58.202
6 -	57.812	0.527	75.21	16:16:56.014
7 -	57.818	0.533	75.21	16:17:53.832
8 -	57.652	0.367	75.42	16:18:51.484
9 -	58.083	0.798	74.86	16:19:49.567
10 -	57.670	0.385	75.40	16:20:47.237
11 -	57.917	0.632	75.08	16:21:45.154
12 -	57.360 (2)	0.075	75.81	16:22:42.514
13 -	57.771	0.486	75.27	16:23:40.285
14 -	58.449	1.164	74.39	16:24:38.734
15 -	57.505 (3)	0.220	75.62	16:25:36.239
16 -	58.724	1.439	74.05	16:26:34.963
17 -	57.285 (1)		75.91	16:27:32.248
18 -	58.578	1.293	74.23	16:28:30.826
19 -	57.931	0.646	75.06	16:29:28.757
20 -	57.641	0.356	75.44	16:30:26.398

P17 77 David PUGH

LAP	LAP TIME	DIFF	MPH	TIME OF DAY
1 -	1:04.119	6.447	67.82	16:12:15.976
2 -	1:01.775	4.103	70.39	16:13:17.751
3 -	59.574	1.902	72.99	16:14:17.325
4 -	1:02.332	4.660	69.76	16:15:19.657
5 -	1:00.547	2.875	71.82	16:16:20.204
6 -	57.866 (3)	0.194	75.14	16:17:18.070
7 -	58.211	0.539	74.70	16:18:16.281
8 -	58.898	1.226	73.83	16:19:15.179
9 -	1:00.798	3.126	71.52	16:20:15.977
10 -	57.672 (1)		75.40	16:21:13.649
11 -	1:00.255	2.583	72.17	16:22:13.904
12 -	57.916	0.244	75.08	16:23:11.820
13 -	1:03.045	5.373	68.97	16:24:14.865
14 -	57.920	0.248	75.07	16:25:12.785
15 -	57.782 (2)	0.110	75.25	16:26:10.567
16 -	58.302	0.630	74.58	16:27:08.869
17 -	1:17.312	19.640	56.24	16:28:26.181

P18 26 Dana FREEMAN

LAP	LAP TIME	DIFF	MPH	TIME OF DAY
1 -	1:02.610	4.499	69.45	16:12:11.811
2 -	1:01.544	3.433	70.65	16:13:13.355
3 -	59.334	1.223	73.29	16:14:12.689
4 -	59.639	1.528	72.91	16:15:12.328
5 -	58.353 (3)	0.242	74.52	16:16:10.681
6 -	2:23.858 P	1:25.747	30.22	16:18:34.539
7 -	1:04.516	6.405	67.40	16:19:39.055
8 -	59.768	1.657	72.75	16:20:38.823
9 -	59.037	0.926	73.65	16:21:37.860
10 -	59.156	1.045	73.51	16:22:37.016
11 -	58.445	0.334	74.40	16:23:35.461
12 -	58.647	0.536	74.14	16:24:34.108
13 -	58.111 (1)		74.83	16:25:32.219
14 -	58.503	0.392	74.33	16:26:30.722
15 -	58.330 (2)	0.219	74.55	16:27:29.052
16 -	1:01.664	3.553	70.52	16:28:30.716
17 -	1:01.598	3.487	70.59	16:29:32.314
18 -	58.540	0.429	74.28	16:30:30.854

P19 23 Jason POWELL

LAP	LAP TIME	DIFF	MPH	TIME OF DAY
1 -	1:02.804	3.963	69.24	16:12:13.746
2 -	1:05.789	6.948	66.09	16:13:19.535

Weather / Track : Bright / Dry

Brands Hatch Indy
Circuit Length = 1.2079 miles
Start: 16:09 Flag 16:29 End: 16:31

Formula Ford Festival - Brands Hatch - 22nd/23rd October 2016

BRSCC Quaife Fiesta Championship - Class C

QUALIFYING - RACE 11 - LAP ANALYSIS

DIFF = Difference To Personal Best Lap

3 -	1:03.822	4.981	68.13	16:14:23.357
4 -	1:00.094	1.253	72.36	16:15:23.451
5 -	1:00.239	1.398	72.18	16:16:23.690
6 -	58.841 (1)		73.90	16:17:22.531
7 -	1:00.898	2.057	71.40	16:18:23.429
8 -	59.199	0.358	73.45	16:19:22.628
9 -	59.678	0.837	72.86	16:20:22.306
10 -	1:00.000	1.159	72.47	16:21:22.306
11 -	1:00.017	1.176	72.45	16:22:22.323
12 -	59.138	0.297	73.53	16:23:21.461
13 -	59.238	0.397	73.40	16:24:20.699
14 -	58.986	0.145	73.72	16:25:19.685
15 -	59.033	0.192	73.66	16:26:18.718
16 -	59.454	0.613	73.14	16:27:18.172
17 -	59.787	0.946	72.73	16:28:17.959
18 -	58.918 (3)	0.077	73.80	16:29:16.877
19 -	58.863 (2)	0.022	73.87	16:30:15.740


P20 56 Kevin GOODING				
LAP	LAP TIME	DIFF	MPH	TIME OF DAY

1 -	1:05.621	5.518	66.26	16:12:34.438
2 -	1:03.761	3.658	68.20	16:13:38.199
3 -	1:02.149	2.046	69.97	16:14:40.348
4 -	1:02.605	2.502	69.46	16:15:42.953
5 -	1:02.110	2.007	70.01	16:16:45.063
6 -	1:02.154	2.051	69.96	16:17:47.217
7 -	1:02.097	1.994	70.02	16:18:49.314
8 -	1:02.919	2.816	69.11	16:19:52.233
9 -	1:02.099	1.996	70.02	16:20:54.332
10 -	1:02.036	1.933	70.09	16:21:56.368
11 -	1:03.466	3.363	68.51	16:22:59.834
12 -	1:16.410	16.307	56.91	16:24:16.244
13 -	1:01.323	1.220	70.91	16:25:17.567
14 -	1:01.553	1.450	70.64	16:26:19.120
15 -	1:00.103 (1)		72.35	16:27:19.223
16 -	1:00.777 (3)	0.674	71.55	16:28:20.000
17 -	1:01.285	1.182	70.95	16:29:21.285
18 -	1:00.267 (2)	0.164	72.15	16:30:21.552

Formula Ford Festival - Brands Hatch - 22nd/23rd October 2016

BRSCC Quaife Fiesta Championship - Class C

RACE 11 - GRID (20 minutes)

ROW 10	19	58.841 23 Jason POWELL	20	1:00.103 56 Kevin GOODING
ROW 9	17	57.672 77 David PUGH	18	58.111 26 Dana FREEMAN
ROW 8	15	57.110 8 Richard DAWSON	16	57.285 31 Jay DANIELS
ROW 7	13	56.548 78 Tim GLOVER	14	56.590 17 Dan TURNER
ROW 6	11	56.402 46 Jamie GOING	12	56.411 6 Joshua WATKINS
ROW 5	9	56.301 15 Alfonso SKRICZKA	10	56.394 11 Lee DENDY-SADLER
ROW 4	7	56.146 99 Myles BAKER	8	56.154 51 Nicholas BOWERS
ROW 3	5	56.050 13 Ryan FAULCONBRIDGE	6	56.071 41 Aaron THOMPSON
ROW 2	3	55.626 21 Nathan EDWARDS	4	55.648 4 James ~JJ~ ROSS
ROW 1	1	55.445 14 Simon HORROBIN	2	55.536 19 Samuel PRIEST
Pole				
				

Brands Hatch Indy
Circuit Length = 1.2079 miles


These results are provisional until the conclusion of any judicial and technical matters.

Clerk Of Course :		Timekeeper :
-------------------	--	--------------

Formula Ford Festival - Brands Hatch - 22nd/23rd October 2016

BRSCC Quaife Fiesta Championship - Class C

RACE 19 - GRID (20 minutes)

ROW 10	19	58.863 23 Jason POWELL	20	1:00.267 56 Kevin GOODING
ROW 9	17	57.782 77 David PUGH	18	58.330 26 Dana FREEMAN
ROW 8	15	57.314 8 Richard DAWSON	16	57.360 31 Jay DANIELS
ROW 7	13	56.606 78 Tim GLOVER	14	56.644 11 Lee DENDY-SADLER
ROW 6	11	56.524 6 Joshua WATKINS	12	56.597 17 Dan TURNER
ROW 5	9	56.419 15 Alfonso SKRICZKA	10	56.484 46 Jamie GOING
ROW 4	7	56.243 51 Nicholas BOWERS	8	56.269 99 Myles BAKER
ROW 3	5	56.090 13 Ryan FAULCONBRIDGE	6	56.196 41 Aaron THOMPSON
ROW 2	3	55.626 21 Nathan EDWARDS	4	55.670 4 James ~JJ~ ROSS
ROW 1	1	55.541 14 Simon HORROBIN	2	55.624 19 Samuel PRIEST
Pole				
				

Brands Hatch Indy
Circuit Length = 1.2079 miles

These results are provisional until the conclusion of any judicial and technical matters.

Clerk Of Course :		Timekeeper :
-------------------	--	--------------

Formula Ford Festival - Brands Hatch - 22nd/23rd October 2016

BRSCC Quaife Fiesta Championship - Class C

RACE 11 - CLASSIFICATION

POS	NO	NAME	ENTRY	LAPS	TIME	GAP	DIFF	MPH	BEST	ON
1	14	Simon HORROBIN	Ford Fiesta ST	22	20:46.162			76.77	55.844	5
2	19	Samuel PRIEST	Ford Fiesta ST	22	20:52.888	6.726	6.726	76.35	55.951	3
3	15	Alfonso SKRICZKA	Ford Fiesta ST	22	20:57.511	11.349	4.623	76.07	55.983	7
4	4	James ~JJ~ ROSS	Ford Fiesta ST	22	20:57.785	11.623	0.274	76.06	56.091	6
5	46	Jamie GOING	Ford Fiesta ST	22	21:04.729	18.567	6.944	75.64	56.133	10
6	99	Myles BAKER	Ford Fiesta ST	22	21:05.302	19.140	0.573	75.60	56.288	7
7	51	Nicholas BOWERS	Ford Fiesta ST	22	21:07.089	20.927	1.787	75.50	56.487	19
8	6	Joshua WATKINS	Ford Fiesta ST	22	21:09.824	23.662	2.735	75.34	56.521	18
9	11	Lee DENDY-SADLER	Ford Fiesta ST	22	21:11.719	25.557	1.895	75.22	56.591	8
10	21*	Nathan EDWARDS	Ford Fiesta ST	22	21:11.895	25.733	0.176	75.21	55.954	8
11	78	Tim GLOVER	Ford Fiesta ST	22	21:13.609	27.447	1.714	75.11	56.894	5
12	8	Richard DAWSON	Ford Fiesta ST	22	21:14.559	28.397	0.950	75.06	56.732	16
13	31	Jay DANIELS	Ford Fiesta ST	22	21:18.059	31.897	3.500	74.85	56.902	19
14	17*	Dan TURNER	Ford Fiesta ST	22	21:18.415	32.253	0.356	74.83	56.741	12
15	13	Ryan FAULCONBRIDGE	Ford Fiesta ST	22	21:30.422	44.260	12.007	74.13	56.032	7
16	77	David PUGH	Ford Fiesta ST	22	21:39.135	52.973	8.713	73.64	57.860	9
17	26	Dana FREEMAN	Ford Fiesta ST	22	21:39.601	53.439	0.466	73.61	58.007	20
18	23	Jason POWELL	Ford Fiesta ST	21	21:00.156	1 Lap	1 Lap	72.46	58.765	16
NOT CLASSIFIED										
DNF	41	Aaron THOMPSON	Ford Fiesta ST	10	9:34.265	12 Laps	11 Laps	75.72	56.186	2

FASTEST LAP

14	Simon HORROBIN	Ford Fiesta ST	5	55.844	77.87 mph	125.32 kph
----	----------------	----------------	---	--------	-----------	------------

Car 21 - 15 second penalty for track limits

Car 17 - 5 second penalty for track limits

Weather / Track : Sunny / Dry

These results are provisional until the conclusion of any judicial and technical matters.

Brands Hatch Indy

Circuit Length = 1.2079 miles

Start: 12:25 Flag 12:46 End: 12:48

Clerk Of Course :		Timekeeper :	
-------------------	--	--------------	--

Formula Ford Festival - Brands Hatch - 22nd/23rd October 2016

BRSCC Quaife Fiesta Championship - Class C

RACE 11 - LAP CHART

LAP 1 @ 12:26:29.021			LAP 2 @ 12:27:25.523			LAP 3 @ 12:28:21.396			LAP 4 @ 12:29:17.527			LAP 5 @ 12:30:13.371		
NO	BEHIND	LAP TIME	NO	BEHIND	LAP TIME	NO	BEHIND	LAP TIME	NO	BEHIND	LAP TIME	NO	BEHIND	LAP TIME
14		1:04.340	14		56.502	14		55.873	14		56.131	14		55.844
19	0.453	1:04.793	19	0.440	56.489	19	0.518	55.951	19	0.694	56.307	19	0.962	56.112
4	0.693	1:05.033	41	0.626	56.186	41	1.696	56.943	41	2.136	56.571	41	2.734	56.442
41	0.942	1:05.282	4	1.137	56.946	4	1.886	56.622	4	2.588	56.833	4	3.974	57.230
21	1.463	1:05.803	21	1.521	56.560	21	2.086	56.438	21	2.853	56.898	21	4.329	57.320
15	2.086	1:06.426	15	2.259	56.675	15	2.791	56.405	15	3.332	56.672	15	4.357	56.869
46	2.168	1:06.508	46	3.583	57.917	46	4.624	56.914	46	5.299	56.806	46	5.862	56.407
13	3.551	1:07.891	13	4.913	57.864	99	5.968	56.916	99	6.408	56.571	99	7.041	56.477
99	3.811	1:08.151	99	4.925	57.616	13	6.204	57.164	13	6.731	56.658	13	7.351	56.464
6	4.237	1:08.577	6	5.224	57.489	6	6.800	57.449	6	7.656	56.987	6	8.391	56.579
11	4.431	1:08.771	51	6.616	58.307	51	7.777	57.034	51	8.326	56.680	51	9.139	56.657
51	4.811	1:09.151	11	6.999	59.070	11	8.931	57.805	11	10.142	57.342	11	11.381	57.083
17	5.299	1:09.639	17	7.299	58.502	17	9.154	57.728	17	10.491	57.468	17	11.564	56.917
78	5.887	1:10.227	78	7.817	58.432	78	9.762	57.818	78	11.063	57.432	78	12.113	56.894
23	6.694	1:11.034	8	8.915	58.562	8	10.280	57.238	8	11.773	57.624	8	13.259	57.330
8	6.855	1:11.195	31	10.739	59.366	31	12.599	57.733	31	14.114	57.646	31	15.701	57.431
31	7.875	1:12.215	77	11.334	59.553	77	14.581	59.120	77	17.396	58.946	77	20.105	58.553
77	8.283	1:12.623	23	11.355	1:01.163	23	15.314	59.832	23	18.385	59.202	26	21.193	58.387
26	8.762	1:13.102	26	11.844	59.584	26	15.541	59.570	26	18.650	59.240	23	22.549	1:00.008

Weather / Track : Sunny / Dry

Formula Ford Festival - Brands Hatch - 22nd/23rd October 2016

BRSCC Quaife Fiesta Championship - Class C

RACE 11 - LAP CHART

LAP 6 @ 12:31:09.277			LAP 7 @ 12:32:05.212			LAP 8 @ 12:33:01.616			LAP 9 @ 12:33:57.780			LAP 10 @ 12:34:53.999		
NO	BEHIND	LAP TIME	NO	BEHIND	LAP TIME	NO	BEHIND	LAP TIME	NO	BEHIND	LAP TIME	NO	BEHIND	LAP TIME
14		55.906	14		55.935	14		56.404	14		56.164	14		56.219
19	1.268	56.212	19	1.516	56.183	19	1.509	56.397	19	1.928	56.583	19	2.296	56.587
41	3.177	56.349	41	3.913	56.671	41	4.117	56.608	41	4.548	56.595	41	4.947	56.618
4	4.159	56.091	4	4.362	56.138	15	4.524	56.002	15	4.789	56.429	15	5.683	57.113
15	4.878	56.427	15	4.926	55.983	4	4.668	56.710	21	5.093	56.450	21	6.058	57.184
21	5.098	56.675	21	5.257	56.094	21	4.807	55.954	4	5.888	57.384	4	6.297	56.628
46	6.262	56.306	46	6.554	56.227	46	6.423	56.273	46	6.594	56.335	46	6.508	56.133
99	7.609	56.474	99	7.962	56.288	99	8.603	57.045	99	8.789	56.350	99	9.414	56.844
13	8.120	56.675	13	8.217	56.032	13	8.800	56.987	13	9.054	56.418	13	9.625	56.790
6	9.158	56.673	6	9.983	56.760	6	10.313	56.734	6	11.035	56.886	6	12.046	57.230
51	9.970	56.737	51	10.874	56.839	51	11.244	56.774	51	11.807	56.727	51	12.320	56.732
17	12.688	57.030	17	13.699	56.946	17	14.049	56.754	17	14.905	57.020	17	15.512	56.826
11	13.147	57.672	11	14.302	57.090	11	14.489	56.591	11	15.309	56.984	11	16.179	57.089
78	13.567	57.360	78	14.726	57.094	78	15.341	57.019	78	16.275	57.098	78	17.072	57.016
8	14.832	57.479	8	16.134	57.237	8	16.966	57.236	8	17.937	57.135	8	18.904	57.186
31	16.932	57.137	31	18.531	57.534	31	19.399	57.272	31	20.438	57.203	31	21.317	57.098
77	22.572	58.373	77	24.895	58.258	77	26.627	58.136	77	28.323	57.860	77	30.381	58.277
26	23.476	58.189	26	25.649	58.108	26	27.376	58.131	26	29.354	58.142	26	31.309	58.174
23	26.043	59.400	23	29.267	59.159	23	31.998	59.135	23	35.246	59.412	23	38.232	59.205

Weather / Track : Sunny / Dry

Formula Ford Festival - Brands Hatch - 22nd/23rd October 2016

BRSCC Quaife Fiesta Championship - Class C

RACE 11 - LAP CHART

LAP 11 @ 12:35:50.165			LAP 12 @ 12:36:46.364			LAP 13 @ 12:37:42.675			LAP 14 @ 12:38:39.121			LAP 15 @ 12:39:35.827		
NO	BEHIND	LAP TIME	NO	BEHIND	LAP TIME	NO	BEHIND	LAP TIME	NO	BEHIND	LAP TIME	NO	BEHIND	LAP TIME
14		56.166	14		56.199	14		56.311	14		56.446	14		56.706
19	2.668	56.538	19	2.932	56.463	19	3.154	56.533	19	3.099	56.391	19	2.962	56.569
15	6.107	56.590	15	8.035	58.127	15	8.656	56.932	15	9.094	56.884	15	8.916	56.528
21	6.281	56.389	46	8.573	57.827	46	8.735	56.473	46	9.751	57.462	46	9.394	56.349
46	6.945	56.603	21	8.870	58.788	21	9.372	56.813	21	9.969	57.043	21	9.948	56.685
4	7.312	57.181	4	9.379	58.266	4	9.587	56.519	4	10.171	57.030	4	10.204	56.739
99	10.190	56.942	99	10.503	56.512	99	11.516	57.324	99	12.574	57.504	13	13.454	57.409
13	10.734	57.275	13	10.927	56.392	13	11.734	57.118	13	12.751	57.463	99	14.273	58.405
6	12.940	57.060	6	13.550	56.809	6	13.960	56.721	6	14.207	56.693	51	15.485	57.568
51	13.157	57.003	51	13.824	56.866	51	14.262	56.749	51	14.623	56.807	6	15.568	58.067
17	16.496	57.150	17	17.038	56.741	17	17.933	57.206	17	18.545	57.058	17	18.824	56.985
11	17.131	57.118	11	17.883	56.951	11	18.589	57.017	11	19.067	56.924	11	19.434	57.073
78	17.832	56.926	78	18.877	57.244	78	19.741	57.175	78	20.345	57.050	78	20.780	57.141
8	20.039	57.301	8	21.143	57.303	8	21.772	56.940	8	22.296	56.970	8	22.835	57.245
31	22.504	57.353	31	23.903	57.598	31	24.844	57.252	31	25.700	57.302	31	26.561	57.567
77	32.435	58.220	77	34.781	58.545	77	36.862	58.392	77	38.708	58.292	77	40.425	58.423
26	33.241	58.098	26	35.293	58.251	26	37.330	58.348	26	39.298	58.414	26	40.903	58.311
23	41.748	59.682	23	44.587	59.038	23	47.187	58.911	23	49.932	59.191	23	52.357	59.131

Weather / Track : Sunny / Dry

Results can be found at www.tsl-timing.com

Page 3 of 5

Brands Hatch Indy
 Circuit Length = 1.2079 miles
 Start: 12:25 Flag 12:46 End: 12:48

Printed - 12:56 Sunday, 23 October 2016

Formula Ford Festival - Brands Hatch - 22nd/23rd October 2016

BRSCC Quaife Fiesta Championship - Class C

RACE 11 - LAP CHART

LAP 16 @ 12:40:31.934			LAP 17 @ 12:41:28.013			LAP 18 @ 12:42:24.122			LAP 19 @ 12:43:20.438			LAP 20 @ 12:44:16.987		
NO	BEHIND	LAP TIME	NO	BEHIND	LAP TIME	NO	BEHIND	LAP TIME	NO	BEHIND	LAP TIME	NO	BEHIND	LAP TIME
14		56.107	14		56.079	14		56.109	14		56.316	14		56.549
19	3.589	56.734	19	4.435	56.925	23	1 Lap	59.794	23	1 Lap	58.900	19	6.611	57.037
15	9.459	56.650	15	9.844	56.464	19	5.359	57.033	19	6.123	57.080	23	1 Lap	59.914
46	9.538	56.251	21	10.482	56.368	15	10.425	56.690	15	10.889	56.780	15	11.625	57.285
21	10.193	56.352	4	11.752	57.303	21	10.600	56.227	21	11.104	56.820	21	11.662	57.107
4	10.528	56.431	46	12.514	59.055	4	11.966	56.323	4	11.937	56.287	4	11.876	56.488
99	15.155	56.989	99	15.721	56.645	46	14.639	58.234	46	15.723	57.400	46	16.825	57.651
51	16.159	56.781	51	16.897	56.817	99	16.488	56.876	99	16.540	56.368	99	16.908	56.917
6	16.716	57.255	6	17.497	56.860	51	17.350	56.562	51	17.521	56.487	51	17.521	56.549
13	17.034	59.687	13	17.752	56.797	6	17.909	56.521	6	18.433	56.840	6	18.750	56.866
17	19.570	56.853	17	20.321	56.830	13	18.208	56.565	13	18.550	56.658	13	18.894	56.893
11	20.344	57.017	11	21.146	56.881	17	21.371	57.159	17	22.198	57.143	11	23.380	57.039
78	21.674	57.001	78	22.879	57.284	11	22.082	57.045	11	22.890	57.124	78	25.759	57.438
8	23.460	56.732	8	24.564	57.183	78	24.164	57.394	78	24.870	57.022	17	26.258	1:00.609
31	27.692	57.238	31	28.871	57.258	8	25.233	56.778	8	26.145	57.228	8	26.890	57.294
77	42.200	57.882	77	44.491	58.370	31	29.859	57.097	31	30.445	56.902	31	31.167	57.271
26	42.979	58.183	26	45.239	58.339	77	46.255	57.873	77	47.855	57.916	77	49.806	58.500
23	55.015	58.765				26	47.245	58.115	26	49.248	58.319	26	50.706	58.007

Weather / Track : Sunny / Dry

Results can be found at www.tsl-timing.com

Page 4 of 5

Brands Hatch Indy
Circuit Length = 1.2079 miles
Start: 12:25 Flag 12:46 End: 12:48

Printed - 12:56 Sunday, 23 October 2016

Formula Ford Festival - Brands Hatch - 22nd/23rd October 2016

BRSCC Quaife Fiesta Championship - Class C

RACE 11 - LAP CHART

LAP 21 @ 12:45:13.722			LAP 22 @ 12:46:10.843		
NO	BEHIND	LAP TIME	NO	BEHIND	LAP TIME
14		56.735	14		57.121
19	6.751	56.875	19	6.726	57.096
23	1 Lap	58.907	21	10.733	56.475
21	11.379	56.452	15	11.349	56.540
15	11.930	57.040	4	11.623	56.530
4	12.214	57.073	23	1 Lap	1:00.373
46	18.349	58.259	46	18.567	57.339
51	18.726	57.940	99	19.140	57.479
99	18.782	58.609	51	20.927	59.322
13	19.138	56.979	6	23.662	1:01.057
6	19.726	57.711	11	25.557	58.865
11	23.813	57.168	17	27.253	57.682
78	26.020	56.996	78	27.447	58.548
17	26.692	57.169	8	28.397	57.837
8	27.681	57.526	31	31.897	57.429
31	31.589	57.157	13	44.260	1:22.243
77	51.512	58.441	77	52.973	58.582
26	52.033	58.062	26	53.439	58.527

Weather / Track : Sunny / Dry

Results can be found at www.tsl-timing.com

Page 5 of 5

Brands Hatch Indy
Circuit Length = 1.2079 miles
Start: 12:25 Flag 12:46 End: 12:48

Printed - 12:56 Sunday, 23 October 2016

Formula Ford Festival - Brands Hatch - 22nd/23rd October 2016

BRSCC Quaife Fiesta Championship - Class C

RACE 11 - LAP ANALYSIS

DIFF = Difference To Personal Best Lap

P1 14 Simon HORROBIN				
LAP	LAP TIME	DIFF	MPH	TIME OF DAY
1 -	1:04.340	8.496	67.58	12:26:29.021
2 -	56.502	0.658	76.96	12:27:25.523
3 -	55.873 (2)	0.029	77.83	12:28:21.396
4 -	56.131	0.287	77.47	12:29:17.527
5 -	55.844 (1)		77.87	12:30:13.371
6 -	55.906 (3)	0.062	77.78	12:31:09.277
7 -	55.935	0.091	77.74	12:32:05.212
8 -	56.404	0.560	77.09	12:33:01.616
9 -	56.164	0.320	77.42	12:33:57.780
10 -	56.219	0.375	77.35	12:34:53.999
11 -	56.166	0.322	77.42	12:35:50.165
12 -	56.199	0.355	77.37	12:36:46.364
13 -	56.311	0.467	77.22	12:37:42.675
14 -	56.446	0.602	77.04	12:38:39.121
15 -	56.706	0.862	76.68	12:39:35.827
16 -	56.107	0.263	77.50	12:40:31.934
17 -	56.079	0.235	77.54	12:41:28.013
18 -	56.109	0.265	77.50	12:42:24.122
19 -	56.316	0.472	77.21	12:43:20.438
20 -	56.549	0.705	76.89	12:44:16.987
21 -	56.735	0.891	76.64	12:45:13.722
22 -	57.121	1.277	76.12	12:46:10.843

P2 19 Samuel PRIEST				
LAP	LAP TIME	DIFF	MPH	TIME OF DAY
1 -	1:04.793	8.842	67.11	12:26:29.474
2 -	56.489	0.538	76.98	12:27:25.963
3 -	55.951 (1)		77.72	12:28:21.914
4 -	56.307	0.356	77.23	12:29:18.221
5 -	56.112 (2)	0.161	77.49	12:30:14.333
6 -	56.212	0.261	77.36	12:31:10.545
7 -	56.183 (3)	0.232	77.40	12:32:06.728
8 -	56.397	0.446	77.10	12:33:03.125
9 -	56.583	0.632	76.85	12:33:59.708
10 -	56.587	0.636	76.84	12:34:56.295
11 -	56.538	0.587	76.91	12:35:52.833
12 -	56.463	0.512	77.01	12:36:49.296
13 -	56.533	0.582	76.92	12:37:45.829
14 -	56.391	0.440	77.11	12:38:42.220
15 -	56.569	0.618	76.87	12:39:38.789
16 -	56.734	0.783	76.64	12:40:35.523
17 -	56.925	0.974	76.39	12:41:32.448
18 -	57.033	1.082	76.24	12:42:29.481
19 -	57.080	1.129	76.18	12:43:26.561
20 -	57.037	1.086	76.24	12:44:23.598
21 -	56.875	0.924	76.45	12:45:20.473
22 -	57.096	1.145	76.16	12:46:17.569

P3 15 Alfonso SKRICZKA				
LAP	LAP TIME	DIFF	MPH	TIME OF DAY
1 -	1:06.426	10.443	65.46	12:26:31.107
2 -	56.675	0.692	76.72	12:27:27.782
3 -	56.405 (3)	0.422	77.09	12:28:24.187
4 -	56.672	0.689	76.73	12:29:20.859
5 -	56.869	0.886	76.46	12:30:17.728
6 -	56.427	0.444	77.06	12:31:14.155
7 -	55.983 (1)		77.67	12:32:10.138
8 -	56.002 (2)	0.019	77.65	12:33:06.140
9 -	56.429	0.446	77.06	12:34:02.569
10 -	57.113	1.130	76.14	12:34:59.682

DIFF = Difference To Personal Best Lap

11 -	56.590	0.607	76.84	12:35:56.272
12 -	58.127	2.144	74.81	12:36:54.399
13 -	56.932	0.949	76.38	12:37:51.331
14 -	56.884	0.901	76.44	12:38:48.215
15 -	56.528	0.545	76.92	12:39:44.743
16 -	56.650	0.667	76.76	12:40:41.393
17 -	56.464	0.481	77.01	12:41:37.857
18 -	56.690	0.707	76.70	12:42:34.547
19 -	56.780	0.797	76.58	12:43:31.327
20 -	57.285	1.302	75.91	12:44:28.612
21 -	57.040	1.057	76.23	12:45:25.652
22 -	56.540	0.557	76.91	12:46:22.192

P4 4 James ~JJ~ ROSS				
LAP	LAP TIME	DIFF	MPH	TIME OF DAY
1 -	1:05.033	8.942	66.86	12:26:29.714
2 -	56.946	0.855	76.36	12:27:26.660
3 -	56.622	0.531	76.80	12:28:23.282
4 -	56.833	0.742	76.51	12:29:20.115
5 -	57.230	1.139	75.98	12:30:17.345
6 -	56.091 (1)		77.52	12:31:13.436
7 -	56.138 (2)	0.047	77.46	12:32:09.574
8 -	56.710	0.619	76.68	12:33:06.284
9 -	57.384	1.293	75.78	12:34:03.668
10 -	56.628	0.537	76.79	12:35:00.296
11 -	57.181	1.090	76.04	12:35:57.477
12 -	58.266	2.175	74.63	12:36:55.743
13 -	56.519	0.428	76.94	12:37:52.262
14 -	57.030	0.939	76.25	12:38:49.292
15 -	56.739	0.648	76.64	12:39:46.031
16 -	56.431	0.340	77.06	12:40:42.462
17 -	57.303	1.212	75.88	12:41:39.765
18 -	56.323	0.232	77.20	12:42:36.088
19 -	56.287 (3)	0.196	77.25	12:43:32.375
20 -	56.488	0.397	76.98	12:44:28.863
21 -	57.073	0.982	76.19	12:45:25.936
22 -	56.530	0.439	76.92	12:46:22.466

P5 46 Jamie GOING				
LAP	LAP TIME	DIFF	MPH	TIME OF DAY
1 -	1:06.508	10.375	65.38	12:26:31.189
2 -	57.917	1.784	75.08	12:27:29.106
3 -	56.914	0.781	76.40	12:28:26.020
4 -	56.806	0.673	76.55	12:29:22.826
5 -	56.407	0.274	77.09	12:30:19.233
6 -	56.306	0.173	77.23	12:31:15.539
7 -	56.227 (2)	0.094	77.34	12:32:11.766
8 -	56.273	0.140	77.27	12:33:08.039
9 -	56.335	0.202	77.19	12:34:04.374
10 -	56.133 (1)		77.46	12:35:00.507
11 -	56.603	0.470	76.82	12:35:57.110
12 -	57.827	1.694	75.20	12:36:54.937
13 -	56.473	0.340	77.00	12:37:51.410
14 -	57.462	1.329	75.67	12:38:48.872
15 -	56.349	0.216	77.17	12:39:45.221
16 -	56.251 (3)	0.118	77.30	12:40:41.472
17 -	59.055	2.922	73.63	12:41:40.527
18 -	58.234	2.101	74.67	12:42:38.761
19 -	57.400	1.267	75.75	12:43:36.161
20 -	57.651	1.518	75.42	12:44:33.812
21 -	58.259	2.126	74.64	12:45:32.071
22 -	57.339	1.206	75.84	12:46:29.410

Weather / Track : Sunny / Dry

Brands Hatch Indy
Circuit Length = 1.2079 miles
Start: 12:25 Flag 12:46 End: 12:48

Formula Ford Festival - Brands Hatch - 22nd/23rd October 2016

BRSCC Quaife Fiesta Championship - Class C

RACE 11 - LAP ANALYSIS

DIFF = Difference To Personal Best Lap

P6 99 Myles BAKER				
LAP	LAP TIME	DIFF	MPH	TIME OF DAY
1 -	1:08.151	11.863	63.80	12:26:32.832
2 -	57.616	1.328	75.47	12:27:30.448
3 -	56.916	0.628	76.40	12:28:27.364
4 -	56.571	0.283	76.86	12:29:23.935
5 -	56.477	0.189	76.99	12:30:20.412
6 -	56.474	0.186	77.00	12:31:16.886
7 -	56.288 (1)		77.25	12:32:13.174
8 -	57.045	0.757	76.23	12:33:10.219
9 -	56.350 (2)	0.062	77.17	12:34:06.569
10 -	56.844	0.556	76.50	12:35:03.413
11 -	56.942	0.654	76.36	12:36:00.355
12 -	56.512	0.224	76.95	12:36:56.867
13 -	57.324	1.036	75.86	12:37:54.191
14 -	57.504	1.216	75.62	12:38:51.695
15 -	58.405	2.117	74.45	12:39:50.100
16 -	56.989	0.701	76.30	12:40:47.089
17 -	56.645	0.357	76.76	12:41:43.734
18 -	56.876	0.588	76.45	12:42:40.610
19 -	56.368 (3)	0.080	77.14	12:43:36.978
20 -	56.917	0.629	76.40	12:44:33.895
21 -	58.609	2.321	74.19	12:45:32.504
22 -	57.479	1.191	75.65	12:46:29.983

P7 51 Nicholas BOWERS				
LAP	LAP TIME	DIFF	MPH	TIME OF DAY
1 -	1:09.151	12.664	62.88	12:26:33.832
2 -	58.307	1.820	74.58	12:27:32.139
3 -	57.034	0.547	76.24	12:28:29.173
4 -	56.680	0.193	76.72	12:29:25.853
5 -	56.657	0.170	76.75	12:30:22.510
6 -	56.737	0.250	76.64	12:31:19.247
7 -	56.839	0.352	76.50	12:32:16.086
8 -	56.774	0.287	76.59	12:33:12.860
9 -	56.727	0.240	76.65	12:34:09.587
10 -	56.732	0.245	76.65	12:35:06.319
11 -	57.003	0.516	76.28	12:36:03.322
12 -	56.866	0.379	76.47	12:37:00.188
13 -	56.749	0.262	76.62	12:37:56.937
14 -	56.807	0.320	76.55	12:38:53.744
15 -	57.568	1.081	75.53	12:39:51.312
16 -	56.781	0.294	76.58	12:40:48.093
17 -	56.817	0.330	76.53	12:41:44.910
18 -	56.562 (3)	0.075	76.88	12:42:41.472
19 -	56.487 (1)		76.98	12:43:37.959
20 -	56.549 (2)	0.062	76.89	12:44:34.508
21 -	57.940	1.453	75.05	12:45:32.448
22 -	59.322	2.835	73.30	12:46:31.770

P8 6 Joshua WATKINS				
LAP	LAP TIME	DIFF	MPH	TIME OF DAY
1 -	1:08.577	12.056	63.41	12:26:33.258
2 -	57.489	0.968	75.64	12:27:30.747
3 -	57.449	0.928	75.69	12:28:28.196
4 -	56.987	0.466	76.30	12:29:25.183
5 -	56.579 (2)	0.058	76.85	12:30:21.762
6 -	56.673 (3)	0.152	76.73	12:31:18.435
7 -	56.760	0.239	76.61	12:32:15.195
8 -	56.734	0.213	76.64	12:33:11.929
9 -	56.886	0.365	76.44	12:34:08.815
10 -	57.230	0.709	75.98	12:35:06.045

DIFF = Difference To Personal Best Lap

11 -	57.060	0.539	76.21	12:36:03.105
12 -	56.809	0.288	76.54	12:36:59.914
13 -	56.721	0.200	76.66	12:37:56.635
14 -	56.693	0.172	76.70	12:38:53.328
15 -	58.067	1.546	74.88	12:39:51.395
16 -	57.255	0.734	75.95	12:40:48.650
17 -	56.860	0.339	76.47	12:41:45.510
18 -	56.521 (1)		76.93	12:42:42.031
19 -	56.840	0.319	76.50	12:43:38.871
20 -	56.866	0.345	76.47	12:44:35.737
21 -	57.711	1.190	75.35	12:45:33.448
22 -	1:01.057	4.536	71.22	12:46:34.505

P9 11 Lee DENDY-SADLER				
LAP	LAP TIME	DIFF	MPH	TIME OF DAY
1 -	1:08.771	12.180	63.23	12:26:33.452
2 -	59.070	2.479	73.61	12:27:32.522
3 -	57.805	1.214	75.22	12:28:30.327
4 -	57.342	0.751	75.83	12:29:27.669
5 -	57.083	0.492	76.18	12:30:24.752
6 -	57.672	1.081	75.40	12:31:22.424
7 -	57.090	0.499	76.17	12:32:19.514
8 -	56.591 (1)		76.84	12:33:16.105
9 -	56.984	0.393	76.31	12:34:13.089
10 -	57.089	0.498	76.17	12:35:10.178
11 -	57.118	0.527	76.13	12:36:07.296
12 -	56.951	0.360	76.35	12:37:04.247
13 -	57.017	0.426	76.26	12:38:01.264
14 -	56.924 (3)	0.333	76.39	12:38:58.188
15 -	57.073	0.482	76.19	12:39:55.261
16 -	57.017	0.426	76.26	12:40:52.278
17 -	56.881 (2)	0.290	76.45	12:41:49.159
18 -	57.045	0.454	76.23	12:42:46.204
19 -	57.124	0.533	76.12	12:43:43.328
20 -	57.039	0.448	76.23	12:44:40.367
21 -	57.168	0.577	76.06	12:45:37.535
22 -	58.865	2.274	73.87	12:46:36.400

P10 21 Nathan EDWARDS				
LAP	LAP TIME	DIFF	MPH	TIME OF DAY
1 -	1:05.803	9.849	66.08	12:26:30.484
2 -	56.560	0.606	76.88	12:27:27.044
3 -	56.438	0.484	77.05	12:28:23.482
4 -	56.898	0.944	76.42	12:29:20.380
5 -	57.320	1.366	75.86	12:30:17.700
6 -	56.675	0.721	76.72	12:31:14.375
7 -	56.094 (2)	0.140	77.52	12:32:10.469
8 -	55.954 (1)		77.71	12:33:06.423
9 -	56.450	0.496	77.03	12:34:02.873
10 -	57.184	1.230	76.04	12:35:00.057
11 -	56.389	0.435	77.11	12:35:56.446
12 -	58.788	2.834	73.97	12:36:55.234
13 -	56.813	0.859	76.54	12:37:52.047
14 -	57.043	1.089	76.23	12:38:49.090
15 -	56.685	0.731	76.71	12:39:45.775
16 -	56.352	0.398	77.16	12:40:42.127
17 -	56.368	0.414	77.14	12:41:38.495
18 -	56.227 (3)	0.273	77.34	12:42:34.722
19 -	56.820	0.866	76.53	12:43:31.542
20 -	57.107	1.153	76.14	12:44:28.649
21 -	56.452	0.498	77.03	12:45:25.101
22 -	56.475	0.521	77.00	12:46:21.576

Weather / Track : Sunny / Dry

Brands Hatch Indy
Circuit Length = 1.2079 miles
Start: 12:25 Flag 12:46 End: 12:48

Formula Ford Festival - Brands Hatch - 22nd/23rd October 2016

BRSCC Quaife Fiesta Championship - Class C

RACE 11 - LAP ANALYSIS

DIFF = Difference To Personal Best Lap

P11 78 Tim GLOVER				
LAP	LAP TIME	DIFF	MPH	TIME OF DAY
1 -	1:10.227	13.333	61.92	12:26:34.908
2 -	58.432	1.538	74.42	12:27:33.340
3 -	57.818	0.924	75.21	12:28:31.158
4 -	57.432	0.538	75.71	12:29:28.590
5 -	56.894 (1)		76.43	12:30:25.484
6 -	57.360	0.466	75.81	12:31:22.844
7 -	57.094	0.200	76.16	12:32:19.938
8 -	57.019	0.125	76.26	12:33:16.957
9 -	57.098	0.204	76.16	12:34:14.055
10 -	57.016	0.122	76.26	12:35:11.071
11 -	56.926 (2)	0.032	76.39	12:36:07.997
12 -	57.244	0.350	75.96	12:37:05.241
13 -	57.175	0.281	76.05	12:38:02.416
14 -	57.050	0.156	76.22	12:38:59.466
15 -	57.141	0.247	76.10	12:39:56.607
16 -	57.001	0.107	76.28	12:40:53.608
17 -	57.284	0.390	75.91	12:41:50.892
18 -	57.394	0.500	75.76	12:42:48.286
19 -	57.022	0.128	76.26	12:43:45.308
20 -	57.438	0.544	75.70	12:44:42.746
21 -	56.996 (3)	0.102	76.29	12:45:39.742
22 -	58.548	1.654	74.27	12:46:38.290

P12 8 Richard DAWSON				
LAP	LAP TIME	DIFF	MPH	TIME OF DAY
1 -	1:11.195	14.463	61.07	12:26:35.876
2 -	58.562	1.830	74.25	12:27:34.438
3 -	57.238	0.506	75.97	12:28:31.676
4 -	57.624	0.892	75.46	12:29:29.300
5 -	57.330	0.598	75.85	12:30:26.630
6 -	57.479	0.747	75.65	12:31:24.109
7 -	57.237	0.505	75.97	12:32:21.346
8 -	57.236	0.504	75.97	12:33:18.582
9 -	57.135	0.403	76.11	12:34:15.717
10 -	57.186	0.454	76.04	12:35:12.903
11 -	57.301	0.569	75.89	12:36:10.204
12 -	57.303	0.571	75.88	12:37:07.507
13 -	56.940 (3)	0.208	76.37	12:38:04.447
14 -	56.970	0.238	76.33	12:39:01.417
15 -	57.245	0.513	75.96	12:39:58.662
16 -	56.732 (1)		76.65	12:40:55.394
17 -	57.183	0.451	76.04	12:41:52.577
18 -	56.778 (2)	0.046	76.58	12:42:49.355
19 -	57.228	0.496	75.98	12:43:46.583
20 -	57.294	0.562	75.89	12:44:43.877
21 -	57.526	0.794	75.59	12:45:41.403
22 -	57.837	1.105	75.18	12:46:39.240

P13 31 Jay DANIELS				
LAP	LAP TIME	DIFF	MPH	TIME OF DAY
1 -	1:12.215	15.313	60.21	12:26:36.896
2 -	59.366	2.464	73.25	12:27:36.262
3 -	57.733	0.831	75.32	12:28:33.995
4 -	57.646	0.744	75.43	12:29:31.641
5 -	57.431	0.529	75.71	12:30:29.072
6 -	57.137	0.235	76.10	12:31:26.209
7 -	57.534	0.632	75.58	12:32:23.743
8 -	57.272	0.370	75.92	12:33:21.015
9 -	57.203	0.301	76.02	12:34:18.218
10 -	57.098 (3)	0.196	76.16	12:35:15.316

DIFF = Difference To Personal Best Lap

11 -	57.353	0.451	75.82	12:36:12.669
12 -	57.598	0.696	75.49	12:37:10.267
13 -	57.252	0.350	75.95	12:38:07.519
14 -	57.302	0.400	75.88	12:39:04.821
15 -	57.567	0.665	75.53	12:40:02.388
16 -	57.238	0.336	75.97	12:40:59.626
17 -	57.258	0.356	75.94	12:41:56.884
18 -	57.097 (2)	0.195	76.16	12:42:53.981
19 -	56.902 (1)		76.42	12:43:50.883
20 -	57.271	0.369	75.93	12:44:48.154
21 -	57.157	0.255	76.08	12:45:45.311
22 -	57.429	0.527	75.72	12:46:42.740

P14 17 Dan TURNER				
LAP	LAP TIME	DIFF	MPH	TIME OF DAY
1 -	1:09.639	12.898	62.44	12:26:34.320
2 -	58.502	1.761	74.33	12:27:32.822
3 -	57.728	0.987	75.32	12:28:30.550
4 -	57.468	0.727	75.67	12:29:28.018
5 -	56.917	0.176	76.40	12:30:24.935
6 -	57.030	0.289	76.25	12:31:21.965
7 -	56.946	0.205	76.36	12:32:18.911
8 -	56.754 (2)	0.013	76.62	12:33:15.665
9 -	57.020	0.279	76.26	12:34:12.685
10 -	56.826 (3)	0.085	76.52	12:35:09.511
11 -	57.150	0.409	76.09	12:36:06.661
12 -	56.741 (1)		76.63	12:37:03.402
13 -	57.206	0.465	76.01	12:38:00.608
14 -	57.058	0.317	76.21	12:38:57.666
15 -	56.985	0.244	76.31	12:39:54.651
16 -	56.853	0.112	76.48	12:40:51.504
17 -	56.830	0.089	76.51	12:41:48.334
18 -	57.159	0.418	76.07	12:42:45.493
19 -	57.143	0.402	76.10	12:43:42.636
20 -	1:00.609	3.868	71.74	12:44:43.245
21 -	57.169	0.428	76.06	12:45:40.414
22 -	57.682	0.941	75.38	12:46:38.096

P15 13 Ryan FAULCONBRIDGE				
LAP	LAP TIME	DIFF	MPH	TIME OF DAY
1 -	1:07.891	11.859	64.05	12:26:32.572
2 -	57.864	1.832	75.15	12:27:30.436
3 -	57.164	1.132	76.07	12:28:27.600
4 -	56.658	0.626	76.75	12:29:24.258
5 -	56.464	0.432	77.01	12:30:20.722
6 -	56.675	0.643	76.72	12:31:17.397
7 -	56.032 (1)		77.60	12:32:13.429
8 -	56.987	0.955	76.30	12:33:10.416
9 -	56.418 (3)	0.386	77.07	12:34:06.834
10 -	56.790	0.758	76.57	12:35:03.624
11 -	57.275	1.243	75.92	12:36:00.899
12 -	56.392 (2)	0.360	77.11	12:36:57.291
13 -	57.118	1.086	76.13	12:37:54.409
14 -	57.463	1.431	75.67	12:38:51.872
15 -	57.409	1.377	75.74	12:39:49.281
16 -	59.687	3.655	72.85	12:40:48.968
17 -	56.797	0.765	76.56	12:41:45.765
18 -	56.565	0.533	76.87	12:42:42.330
19 -	56.658	0.626	76.75	12:43:38.988
20 -	56.893	0.861	76.43	12:44:35.881
21 -	56.979	0.947	76.31	12:45:32.860
22 -	1:22.243	26.211	52.87	12:46:55.103

Weather / Track : Sunny / Dry

Brands Hatch Indy
Circuit Length = 1.2079 miles
Start: 12:25 Flag 12:46 End: 12:48

Formula Ford Festival - Brands Hatch - 22nd/23rd October 2016

BRSCC Quaife Fiesta Championship - Class C

RACE 11 - LAP ANALYSIS

DIFF = Difference To Personal Best Lap

P16 77 David PUGH				
LAP	LAP TIME	DIFF	MPH	TIME OF DAY
1 -	1:12.623	14.763	59.87	12:26:37.304
2 -	59.553	1.693	73.02	12:27:36.857
3 -	59.120	1.260	73.55	12:28:35.977
4 -	58.946	1.086	73.77	12:29:34.923
5 -	58.553	0.693	74.26	12:30:33.476
6 -	58.373	0.513	74.49	12:31:31.849
7 -	58.258	0.398	74.64	12:32:30.107
8 -	58.136	0.276	74.80	12:33:28.243
9 -	57.860 (1)		75.15	12:34:26.103
10 -	58.277	0.417	74.61	12:35:24.380
11 -	58.220	0.360	74.69	12:36:22.600
12 -	58.545	0.685	74.27	12:37:21.145
13 -	58.392	0.532	74.47	12:38:19.537
14 -	58.292	0.432	74.60	12:39:17.829
15 -	58.423	0.563	74.43	12:40:16.252
16 -	57.882 (3)	0.022	75.12	12:41:14.134
17 -	58.370	0.510	74.50	12:42:12.504
18 -	57.873 (2)	0.013	75.14	12:43:10.377
19 -	57.916	0.056	75.08	12:44:08.293
20 -	58.500	0.640	74.33	12:45:06.793
21 -	58.441	0.581	74.41	12:46:05.234
22 -	58.582	0.722	74.23	12:47:03.816

P17 26 Dana FREEMAN				
LAP	LAP TIME	DIFF	MPH	TIME OF DAY
1 -	1:13.102	15.095	59.48	12:26:37.783
2 -	59.584	1.577	72.98	12:27:37.367
3 -	59.570	1.563	72.99	12:28:36.937
4 -	59.240	1.233	73.40	12:29:36.177
5 -	58.387	0.380	74.47	12:30:34.564
6 -	58.189	0.182	74.73	12:31:32.753
7 -	58.108	0.101	74.83	12:32:30.861
8 -	58.131	0.124	74.80	12:33:28.992
9 -	58.142	0.135	74.79	12:34:27.134
10 -	58.174	0.167	74.75	12:35:25.308
11 -	58.098 (3)	0.091	74.84	12:36:23.406
12 -	58.251	0.244	74.65	12:37:21.657
13 -	58.348	0.341	74.52	12:38:20.005
14 -	58.414	0.407	74.44	12:39:18.419
15 -	58.311	0.304	74.57	12:40:16.730
16 -	58.183	0.176	74.74	12:41:14.913
17 -	58.339	0.332	74.54	12:42:13.252
18 -	58.115	0.108	74.82	12:43:11.367
19 -	58.319	0.312	74.56	12:44:09.686
20 -	58.007 (1)		74.96	12:45:07.693
21 -	58.062 (2)	0.055	74.89	12:46:05.755
22 -	58.527	0.520	74.30	12:47:04.282

P18 23 Jason POWELL				
LAP	LAP TIME	DIFF	MPH	TIME OF DAY
1 -	1:11.034	12.269	61.21	12:26:35.715
2 -	1:01.163	2.398	71.09	12:27:36.878
3 -	59.832	1.067	72.68	12:28:36.710
4 -	59.202	0.437	73.45	12:29:35.912
5 -	1:00.008	1.243	72.46	12:30:35.920
6 -	59.400	0.635	73.20	12:31:35.320
7 -	59.159	0.394	73.50	12:32:34.479
8 -	59.135	0.370	73.53	12:33:33.614
9 -	59.412	0.647	73.19	12:34:33.026
10 -	59.205	0.440	73.44	12:35:32.231

DIFF = Difference To Personal Best Lap

11 -	59.682	0.917	72.86	12:36:31.913
12 -	59.038	0.273	73.65	12:37:30.951
13 -	58.911	0.146	73.81	12:38:29.862
14 -	59.191	0.426	73.46	12:39:29.053
15 -	59.131	0.366	73.54	12:40:28.184
16 -	58.765 (1)		73.99	12:41:26.949
17 -	59.794	1.029	72.72	12:42:26.743
18 -	58.900 (2)	0.135	73.83	12:43:25.643
19 -	59.914	1.149	72.58	12:44:25.557
20 -	58.907 (3)	0.142	73.82	12:45:24.464
21 -	1:00.373	1.608	72.02	12:46:24.837

P19 41 Aaron THOMPSON				
LAP	LAP TIME	DIFF	MPH	TIME OF DAY
1 -	1:05.282	9.096	66.61	12:26:29.963
2 -	56.186 (1)		77.39	12:27:26.149
3 -	56.943	0.757	76.36	12:28:23.092
4 -	56.571	0.385	76.86	12:29:19.663
5 -	56.442 (3)	0.256	77.04	12:30:16.105
6 -	56.349 (2)	0.163	77.17	12:31:12.454
7 -	56.671	0.485	76.73	12:32:09.125
8 -	56.608	0.422	76.81	12:33:05.733
9 -	56.595	0.409	76.83	12:34:02.328
10 -	56.618	0.432	76.80	12:34:58.946

Weather / Track : Sunny / Dry

Formula Ford Festival - Brands Hatch - 22nd/23rd October 2016

BRSCC Quaife Fiesta Championship - Class C

RACE 19 - CLASSIFICATION

POS	NO	NAME	ENTRY	LAPS	TIME	GAP	DIFF	MPH	BEST	ON
1	14	Simon HORROBIN	Ford Fiesta ST	20	20:15.031			71.58	55.832	4
2	41	Aaron THOMPSON	Ford Fiesta ST	20	20:16.040	1.009	1.009	71.52	56.197	4
3	19	Samuel PRIEST	Ford Fiesta ST	20	20:16.908	1.877	0.868	71.46	56.094	4
4	21	Nathan EDWARDS	Ford Fiesta ST	20	20:17.106	2.075	0.198	71.45	56.067	6
5	4	James ~JJ~ ROSS	Ford Fiesta ST	20	20:17.763	2.732	0.657	71.41	56.000	6
6	99	Myles BAKER	Ford Fiesta ST	20	20:18.105	3.074	0.342	71.39	56.085	20
7	46	Jamie GOING	Ford Fiesta ST	20	20:18.793	3.762	0.688	71.35	56.184	16
8	17	Dan TURNER	Ford Fiesta ST	20	20:20.951	5.920	2.158	71.23	56.403	18
9	51	Nicholas BOWERS	Ford Fiesta ST	20	20:21.183	6.152	0.232	71.21	56.566	16
10	13	Ryan FAULCONBRIDGE	Ford Fiesta ST	20	20:21.405	6.374	0.222	71.20	56.510	17
11	78	Tim GLOVER	Ford Fiesta ST	20	20:28.734	13.703	7.329	70.78	57.054	5
12	11	Lee DENDY-SADLER	Ford Fiesta ST	20	20:34.554	19.523	5.820	70.44	57.231	5
13	31	Jay DANIELS	Ford Fiesta ST	20	20:38.698	23.667	4.144	70.21	57.433	7
14	77	David PUGH	Ford Fiesta ST	20	20:42.093	27.062	3.395	70.02	58.669	20
15	26	Dana FREEMAN	Ford Fiesta ST	20	20:43.756	28.725	1.663	69.92	57.815	17
16	23	Jason POWELL	Ford Fiesta ST	20	20:44.660	29.629	0.904	69.87	58.803	16
17	56	Kevin GOODING	Ford Fiesta ST	20	20:58.548	43.517	13.888	69.10	59.489	17

NOT CLASSIFIED

DNF	6	Joshua WATKINS	Ford Fiesta ST	7	6:59.461	13 Laps	13 Laps	72.56	57.005	5
DNF	15	Alfonso SKRICZKA	Ford Fiesta ST	2	2:04.034	18 Laps	5 Laps	70.11	56.924	2
DNF	8	Richard DAWSON	Ford Fiesta ST	0						

FASTEST LAP

14	Simon HORROBIN	Ford Fiesta ST	4	55.832	77.88 mph	125.34 kph
----	----------------	----------------	---	--------	-----------	------------

Weather / Track : Bright / Dry

These results are provisional until the conclusion of any judicial and technical matters.

Brands Hatch Indy

Circuit Length = 1.2079 miles

Start: 15:57 Flag 16:17 End: 16:18

Clerk Of Course :	Timekeeper :
-------------------	--------------

Formula Ford Festival - Brands Hatch - 22nd/23rd October 2016

BRSCC Quaife Fiesta Championship - Class C

RACE 19 - LAP CHART

LAP 1 @ 15:58:27.174			LAP 2 @ 15:59:23.951			LAP 3 @ 16:00:20.194			LAP 4 @ 16:01:16.026			LAP 5 @ 16:02:12.050		
NO	BEHIND	LAP TIME	NO	BEHIND	LAP TIME	NO	BEHIND	LAP TIME	NO	BEHIND	LAP TIME	NO	BEHIND	LAP TIME
14		1:04.939	14		56.777	14		56.243	14		55.832	14		56.024
41	0.502	1:05.441	41	0.471	56.746	41	0.497	56.269	41	0.862	56.197	41	1.279	56.441
19	0.772	1:05.711	19	1.051	57.056	19	1.196	56.388	19	1.458	56.094	19	1.677	56.243
4	0.967	1:05.906	4	1.246	57.056	4	1.514	56.511	4	1.857	56.175	4	2.094	56.261
21	1.490	1:06.429	21	1.567	56.854	21	2.143	56.819	21	2.667	56.356	21	2.992	56.349
15	2.171	1:07.110	15	2.318	56.924	99	5.572	58.708	99	7.282	57.542	99	7.970	56.712
99	2.248	1:07.187	99	3.107	57.636	46	7.533	1:00.393	46	8.904	57.203	46	10.082	57.202
46	2.643	1:07.582	46	3.383	57.517	51	7.721	59.714	17	9.884	57.684	17	10.871	57.011
51	3.188	1:08.127	51	4.250	57.839	13	7.955	59.173	51	10.487	58.598	51	11.366	56.903
13	3.459	1:08.398	13	5.025	58.343	17	8.032	57.357	11	11.221	58.816	13	12.408	56.751
6	4.741	1:09.680	11	6.273	58.045	11	8.237	58.207	13	11.681	59.558	11	12.428	57.231
11	5.005	1:09.944	17	6.918	58.461	6	8.881	57.774	6	12.198	59.149	6	13.179	57.005
17	5.234	1:10.173	6	7.350	59.386	78	9.720	58.399	78	12.808	58.920	78	13.838	57.054
78	5.244	1:10.183	78	7.564	59.097	31	10.437	58.391	31	13.301	58.696	31	14.762	57.485
31	5.654	1:10.593	31	8.289	59.412	23	13.739	1:00.023	23	17.464	59.557	23	20.672	59.232
23	6.508	1:11.447	23	9.959	1:00.228	77	14.577	59.944	77	18.108	59.363	77	20.959	58.875
77	7.525	1:12.464	77	10.876	1:00.128	56	21.484	1:01.618	56	26.724	1:01.072	56	31.139	1:00.439
26	8.086	1:13.025	56	16.109	1:03.959	26	40.442	1:00.203	26	43.495	58.885	26	45.714	58.243
56	8.927	1:13.866	26	36.482	1:25.173									

Weather / Track : Bright / Dry

Formula Ford Festival - Brands Hatch - 22nd/23rd October 2016

BRSCC Quaife Fiesta Championship - Class C

RACE 19 - LAP CHART

LAP 6 @ 16:03:08.310			LAP 7 @ 16:04:04.793			LAP 8 @ 16:05:01.012			LAP 9 @ 16:05:58.301			LAP 10 @ 16:07:13.231		
NO	BEHIND	LAP TIME	NO	BEHIND	LAP TIME	NO	BEHIND	LAP TIME	NO	BEHIND	LAP TIME	NO	BEHIND	LAP TIME
14		56.260	14		56.483	14		56.219	14		57.289	14		1:14.930
41	1.391	56.372	41	1.282	56.374	41	1.602	56.539	41	0.995	56.682	41	0.727	1:14.662
19	1.622	56.205	19	1.549	56.410	19	2.028	56.698	19	1.398	56.659	19	1.656	1:15.188
4	1.834	56.000	4	1.741	56.390	4	2.281	56.759	4	1.659	56.667	4	2.782	1:16.053
21	2.799	56.067	21	2.550	56.234	21	2.861	56.530	21	2.206	56.634	21	3.408	1:16.132
99	8.947	57.237	99	9.197	56.733	99	10.020	57.042	99	9.642	56.911	99	4.719	1:10.007
46	10.815	56.993	46	10.959	56.627	46	11.493	56.753	46	10.862	56.658	46	6.593	1:10.661
17	11.593	56.982	17	12.114	57.004	17	12.645	56.750	17	12.590	57.234	17	7.200	1:09.540
51	11.828	56.722	51	12.318	56.973	51	12.948	56.849	51	13.571	57.912	51	9.349	1:10.708
11	14.083	57.915	13	15.289	57.141	13	16.349	57.279	13	16.121	57.061	13	9.953	1:08.762
13	14.631	58.483	11	15.626	58.026	11	17.912	58.505	11	19.552	58.929	11	12.156	1:07.534
78	15.630	58.052	78	16.381	57.234	78	18.069	57.907	78	20.062	59.282	78	13.636	1:08.504
6	15.862	58.943	6	16.903	57.524	31	23.679	1:02.582	31	26.010	59.620	31	16.548	1:05.468
31	16.366	57.864	31	17.316	57.433	77	30.241	1:00.095	77	34.154	1:01.202	77	22.526	1:03.302
23	23.463	59.051	23	25.987	59.007	23	30.359	1:00.591	23	36.208	1:03.138	23	24.975	1:03.697
77	23.911	59.212	77	26.365	58.937	56	47.187	1:03.459	56	53.830	1:03.932	56	54.008	1:15.108
56	35.428	1:00.549	56	39.947	1:01.002	26	54.085	59.779	26	56.600	59.804	26	54.410	1:12.740
26	48.061	58.607	26	50.525	58.947									

Weather / Track : Bright / Dry

Results can be found at www.tsl-timing.com

Page 2 of 4

Brands Hatch Indy
Circuit Length = 1.2079 miles
Start: 15:57 Flag 16:17 End: 16:18

Printed - 16:19 Sunday, 23 October 2016

Formula Ford Festival - Brands Hatch - 22nd/23rd October 2016

BRSCC Quaife Fiesta Championship - Class C

RACE 19 - LAP CHART

LAP 11 @ 16:08:40.567			LAP 12 @ 16:10:05.602			LAP 13 @ 16:11:02.053			LAP 14 @ 16:11:58.342			LAP 15 @ 16:12:54.971		
NO	BEHIND	LAP TIME	NO	BEHIND	LAP TIME	NO	BEHIND	LAP TIME	NO	BEHIND	LAP TIME	NO	BEHIND	LAP TIME
14		1:27.336	14		1:25.035	14		56.451	14		56.289	14		56.629
41	0.806	1:27.415	41	0.257	1:24.486	41	0.615	56.809	41	0.932	56.606	41	0.907	56.604
19	1.606	1:27.286	19	0.561	1:23.990	19	1.149	57.039	19	1.267	56.407	19	1.374	56.736
4	2.565	1:27.119	4	0.739	1:23.209	4	1.398	57.110	4	1.445	56.336	4	1.555	56.739
21	3.301	1:27.229	21	1.140	1:22.874	21	1.800	57.111	21	1.785	56.274	21	1.952	56.796
99	3.941	1:26.558	99	1.400	1:22.494	99	2.304	57.355	99	2.211	56.196	99	2.515	56.933
46	4.697	1:25.440	46	1.744	1:22.082	46	2.635	57.342	46	3.157	56.811	46	3.404	56.876
17	5.354	1:25.490	17	3.069	1:22.750	17	3.575	56.957	17	4.290	57.004	17	4.312	56.651
51	6.420	1:24.407	51	3.247	1:21.862	51	3.902	57.106	51	4.467	56.854	51	4.594	56.756
13	7.454	1:24.837	13	3.392	1:20.973	13	4.452	57.511	13	4.936	56.773	13	4.820	56.513
11	8.677	1:23.857	11	4.357	1:20.715	11	6.424	58.518	78	7.487	57.285	78	8.269	57.411
78	9.833	1:23.533	78	4.434	1:19.636	78	6.491	58.508	11	8.557	58.422	11	10.143	58.215
31	11.501	1:22.289	31	5.059	1:18.593	31	7.738	59.130	31	10.109	58.660	31	11.809	58.329
77	13.091	1:17.901	77	6.659	1:18.603	77	9.921	59.713	77	13.049	59.417	77	15.619	59.199
23	14.191	1:16.552	23	7.492	1:18.336	23	10.421	59.380	23	13.516	59.384	23	16.120	59.233
56	35.647	1:08.975	56	12.721	1:02.109	26	16.963	59.771	26	19.051	58.377	26	20.803	58.381
26	36.425	1:09.351	26	13.643	1:02.253	56	17.214	1:00.944	56	20.521	59.596	56	23.860	59.968

Weather / Track : Bright / Dry

Results can be found at www.tsl-timing.com

Page 3 of 4

Brands Hatch Indy
Circuit Length = 1.2079 miles
Start: 15:57 Flag 16:17 End: 16:18

Printed - 16:19 Sunday, 23 October 2016

Formula Ford Festival - Brands Hatch - 22nd/23rd October 2016

BRSCC Quaife Fiesta Championship - Class C

RACE 19 - LAP CHART

LAP 16 @ 16:13:51.212			LAP 17 @ 16:14:47.826			LAP 18 @ 16:15:44.117			LAP 19 @ 16:16:40.328			LAP 20 @ 16:17:37.266		
NO	BEHIND	LAP TIME	NO	BEHIND	LAP TIME	NO	BEHIND	LAP TIME	NO	BEHIND	LAP TIME	NO	BEHIND	LAP TIME
14		56.241	14		56.614	14		56.291	14		56.211	14		56.938
41	1.161	56.495	41	0.835	56.288	41	0.999	56.455	41	1.285	56.497	41	1.009	56.662
19	1.785	56.652	19	1.963	56.792	19	2.064	56.392	19	2.369	56.516	19	1.877	56.446
4	1.923	56.609	21	2.461	56.910	21	2.596	56.426	21	2.727	56.342	21	2.075	56.286
21	2.165	56.454	4	2.786	57.477	4	2.870	56.375	4	3.614	56.955	4	2.732	56.056
99	2.647	56.373	99	3.046	57.013	99	3.288	56.533	99	3.927	56.850	99	3.074	56.085
46	3.347	56.184	46	3.382	56.649	46	3.559	56.468	46	4.176	56.828	46	3.762	56.524
17	4.722	56.651	17	4.903	56.795	17	5.015	56.403	17	5.756	56.952	17	5.920	57.102
51	4.919	56.566	51	5.075	56.770	51	5.519	56.735	51	6.031	56.723	51	6.152	57.059
13	5.331	56.752	13	5.227	56.510	13	5.624	56.688	13	6.256	56.843	13	6.374	57.056
78	9.180	57.152	78	9.961	57.395	78	10.753	57.083	78	12.019	57.477	78	13.703	58.622
11	11.737	57.835	11	13.720	58.597	11	15.723	58.294	11	18.011	58.499	11	19.523	58.450
31	13.866	58.298	31	16.810	59.558	31	19.344	58.825	31	21.998	58.865	31	23.667	58.607
77	18.198	58.820	77	20.301	58.717	77	22.694	58.684	77	25.331	58.848	77	27.062	58.669
23	18.682	58.803	23	21.363	59.295	23	24.000	58.928	23	26.693	58.904	23	28.725	58.473
26	22.802	58.240	26	24.003	57.815	26	25.554	57.842	26	27.190	57.847	23	29.629	59.874
56	28.745	1:01.126	56	31.620	59.489	56	35.805	1:00.476	56	40.281	1:00.687	56	43.517	1:00.174

Weather / Track : Bright / Dry

Results can be found at www.tsl-timing.com

Page 4 of 4

Brands Hatch Indy
Circuit Length = 1.2079 miles
Start: 15:57 Flag 16:17 End: 16:18

Printed - 16:19 Sunday, 23 October 2016

Formula Ford Festival - Brands Hatch - 22nd/23rd October 2016

BRSCC Quaife Fiesta Championship - Class C

RACE 19 - LAP ANALYSIS

DIFF = Difference To Personal Best Lap

P1 14 Simon HORROBIN				
LAP	LAP TIME	DIFF	MPH	TIME OF DAY
1 -	1:04.939	9.107	66.96	15:58:27.174
2 -	56.777	0.945	76.59	15:59:23.951
3 -	56.243	0.411	77.31	16:00:20.194
4 -	55.832 (1)		77.88	16:01:16.026
5 -	56.024 (2)	0.192	77.62	16:02:12.050
6 -	56.260	0.428	77.29	16:03:08.310
7 -	56.483	0.651	76.98	16:04:04.793
8 -	56.219	0.387	77.35	16:05:01.012
9 -	57.289	1.457	75.90	16:05:58.301
10 -	1:14.930	19.098	58.03	16:07:13.231
11 -	1:27.336	31.504	49.79	16:08:40.567
12 -	1:25.035	29.203	51.13	16:10:05.602
13 -	56.451	0.619	77.03	16:11:02.053
14 -	56.289	0.457	77.25	16:11:58.342
15 -	56.629	0.797	76.79	16:12:54.971
16 -	56.241	0.409	77.32	16:13:51.212
17 -	56.614	0.782	76.81	16:14:47.826
18 -	56.291	0.459	77.25	16:15:44.117
19 -	56.211 (3)	0.379	77.36	16:16:40.328
20 -	56.938	1.106	76.37	16:17:37.266

P2 41 Aaron THOMPSON				
LAP	LAP TIME	DIFF	MPH	TIME OF DAY
1 -	1:05.441	9.244	66.44	15:58:27.676
2 -	56.746	0.549	76.63	15:59:24.422
3 -	56.269 (2)	0.072	77.28	16:00:20.691
4 -	56.197 (1)		77.38	16:01:16.888
5 -	56.441	0.244	77.04	16:02:13.329
6 -	56.372	0.175	77.14	16:03:09.701
7 -	56.374	0.177	77.13	16:04:06.075
8 -	56.539	0.342	76.91	16:05:02.614
9 -	56.682	0.485	76.71	16:05:59.296
10 -	1:14.662	18.465	58.24	16:07:13.958
11 -	1:27.415	31.218	49.74	16:08:41.373
12 -	1:24.486	28.289	51.47	16:10:05.859
13 -	56.809	0.612	76.54	16:11:02.668
14 -	56.606	0.409	76.82	16:11:59.274
15 -	56.604	0.407	76.82	16:12:55.878
16 -	56.495	0.298	76.97	16:13:52.373
17 -	56.288 (3)	0.091	77.25	16:14:48.661
18 -	56.455	0.258	77.02	16:15:45.116
19 -	56.497	0.300	76.97	16:16:41.613
20 -	56.662	0.465	76.74	16:17:38.275

P3 19 Samuel PRIEST				
LAP	LAP TIME	DIFF	MPH	TIME OF DAY
1 -	1:05.711	9.617	66.17	15:58:27.946
2 -	57.056	0.962	76.21	15:59:25.002
3 -	56.388	0.294	77.11	16:00:21.390
4 -	56.094 (1)		77.52	16:01:17.484
5 -	56.243 (3)	0.149	77.31	16:02:13.727
6 -	56.205 (2)	0.111	77.37	16:03:09.932
7 -	56.410	0.316	77.08	16:04:06.342
8 -	56.698	0.604	76.69	16:05:03.040
9 -	56.659	0.565	76.75	16:05:59.699
10 -	1:15.188	19.094	57.83	16:07:14.887
11 -	1:27.286	31.192	49.82	16:08:42.173
12 -	1:23.990	27.896	51.77	16:10:06.163
13 -	57.039	0.945	76.23	16:11:03.202
14 -	56.407	0.313	77.09	16:11:59.609

DIFF = Difference To Personal Best Lap

15 -	56.736	0.642	76.64	16:12:56.345
16 -	56.652	0.558	76.75	16:13:52.997
17 -	56.792	0.698	76.57	16:14:49.789
18 -	56.392	0.298	77.11	16:15:46.181
19 -	56.516	0.422	76.94	16:16:42.697
20 -	56.446	0.352	77.04	16:17:39.143

P4 21 Nathan EDWARDS				
LAP	LAP TIME	DIFF	MPH	TIME OF DAY
1 -	1:06.429	10.362	65.46	15:58:28.664
2 -	56.854	0.787	76.48	15:59:25.518
3 -	56.819	0.752	76.53	16:00:22.337
4 -	56.356	0.289	77.16	16:01:18.693
5 -	56.349	0.282	77.17	16:02:15.042
6 -	56.067 (1)		77.56	16:03:11.109
7 -	56.234 (2)	0.167	77.33	16:04:07.343
8 -	56.530	0.463	76.92	16:05:03.873
9 -	56.634	0.567	76.78	16:06:00.507
10 -	1:16.132	20.065	57.11	16:07:16.639
11 -	1:27.229	31.162	49.85	16:08:43.868
12 -	1:22.874	26.807	52.47	16:10:06.742
13 -	57.111	1.044	76.14	16:11:03.853
14 -	56.274 (3)	0.207	77.27	16:12:00.127
15 -	56.796	0.729	76.56	16:12:56.923
16 -	56.454	0.387	77.02	16:13:53.377
17 -	56.910	0.843	76.41	16:14:50.287
18 -	56.426	0.359	77.06	16:15:46.713
19 -	56.342	0.275	77.18	16:16:43.055
20 -	56.286	0.219	77.25	16:17:39.341

P5 4 James ~JJ~ ROSS				
LAP	LAP TIME	DIFF	MPH	TIME OF DAY
1 -	1:05.906	9.906	65.98	15:58:28.141
2 -	57.056	1.056	76.21	15:59:25.197
3 -	56.511	0.511	76.95	16:00:21.708
4 -	56.175 (3)	0.175	77.41	16:01:17.883
5 -	56.261	0.261	77.29	16:02:14.144
6 -	56.000 (1)		77.65	16:03:10.144
7 -	56.390	0.390	77.11	16:04:06.534
8 -	56.759	0.759	76.61	16:05:03.293
9 -	56.667	0.667	76.73	16:05:59.960
10 -	1:16.053	20.053	57.17	16:07:16.013
11 -	1:27.119	31.119	49.91	16:08:43.132
12 -	1:23.209	27.209	52.26	16:10:06.341
13 -	57.110	1.110	76.14	16:11:03.451
14 -	56.336	0.336	77.19	16:11:59.787
15 -	56.739	0.739	76.64	16:12:56.526
16 -	56.609	0.609	76.81	16:13:53.135
17 -	57.477	1.477	75.65	16:14:50.612
18 -	56.375	0.375	77.13	16:15:46.987
19 -	56.955	0.955	76.35	16:16:43.942
20 -	56.056 (2)	0.056	77.57	16:17:39.998

P6 99 Myles BAKER				
LAP	LAP TIME	DIFF	MPH	TIME OF DAY
1 -	1:07.187	11.102	64.72	15:58:29.422
2 -	57.636	1.551	75.44	15:59:27.058
3 -	58.708	2.623	74.07	16:00:25.766
4 -	57.542	1.457	75.57	16:01:23.308
5 -	56.712	0.627	76.67	16:02:20.020
6 -	57.237	1.152	75.97	16:03:17.257
7 -	56.733	0.648	76.65	16:04:13.990

Weather / Track : Bright / Dry

Brands Hatch Indy
Circuit Length = 1.2079 miles
Start: 15:57 Flag 16:17 End: 16:18

Formula Ford Festival - Brands Hatch - 22nd/23rd October 2016

BRSCC Quaife Fiesta Championship - Class C

RACE 19 - LAP ANALYSIS

DIFF = Difference To Personal Best Lap

8 -	57.042	0.957	76.23	16:05:11.032
9 -	56.911	0.826	76.41	16:06:07.943
10 -	1:10.007	13.922	62.11	16:07:17.950
11 -	1:26.558	30.473	50.23	16:08:44.508
12 -	1:22.494	26.409	52.71	16:10:07.002
13 -	57.355	1.270	75.81	16:11:04.357
14 -	56.196 (2)	0.111	77.38	16:12:00.553
15 -	56.933	0.848	76.38	16:12:57.486
16 -	56.373 (3)	0.288	77.13	16:13:53.859
17 -	57.013	0.928	76.27	16:14:50.872
18 -	56.533	0.448	76.92	16:15:47.405
19 -	56.850	0.765	76.49	16:16:44.255
20 -	56.085 (1)		77.53	16:17:40.340

P7 46 Jamie GOING

LAP	LAP TIME	DIFF	MPH	TIME OF DAY
1 -	1:07.582	11.398	64.34	15:58:29.817
2 -	57.517	1.333	75.60	15:59:27.334
3 -	1:00.393	4.209	72.00	16:00:27.727
4 -	57.203	1.019	76.02	16:01:24.930
5 -	57.202	1.018	76.02	16:02:22.132
6 -	56.993	0.809	76.30	16:03:19.125
7 -	56.627	0.443	76.79	16:04:15.752
8 -	56.753	0.569	76.62	16:05:12.505
9 -	56.658	0.474	76.75	16:06:09.163
10 -	1:10.661	14.477	61.54	16:07:19.824
11 -	1:25.440	29.256	50.89	16:08:45.264
12 -	1:22.082	25.898	52.97	16:10:07.346
13 -	57.342	1.158	75.83	16:11:04.688
14 -	56.811	0.627	76.54	16:12:01.499
15 -	56.876	0.692	76.45	16:12:58.375
16 -	56.184 (1)		77.39	16:13:54.559
17 -	56.649	0.465	76.76	16:14:51.208
18 -	56.468 (2)	0.284	77.01	16:15:47.676
19 -	56.828	0.644	76.52	16:16:44.504
20 -	56.524 (3)	0.340	76.93	16:17:41.028

P8 17 Dan TURNER

LAP	LAP TIME	DIFF	MPH	TIME OF DAY
1 -	1:10.173	13.770	61.96	15:58:32.408
2 -	58.461	2.058	74.38	15:59:30.869
3 -	57.357	0.954	75.81	16:00:28.226
4 -	57.684	1.281	75.38	16:01:25.910
5 -	57.011	0.608	76.27	16:02:22.921
6 -	56.982	0.579	76.31	16:03:19.903
7 -	57.004	0.601	76.28	16:04:16.907
8 -	56.750	0.347	76.62	16:05:13.657
9 -	57.234	0.831	75.97	16:06:10.891
10 -	1:09.540	13.137	62.53	16:07:20.431
11 -	1:25.490	29.087	50.86	16:08:45.921
12 -	1:22.750	26.347	52.55	16:10:08.671
13 -	56.957	0.554	76.34	16:11:05.628
14 -	57.004	0.601	76.28	16:12:02.632
15 -	56.651 (2)	0.248	76.76	16:12:59.283
16 -	56.651 (2)	0.248	76.76	16:13:55.934
17 -	56.795	0.392	76.56	16:14:52.729
18 -	56.403 (1)		77.09	16:15:49.132
19 -	56.952	0.549	76.35	16:16:46.084
20 -	57.102	0.699	76.15	16:17:43.186

DIFF = Difference To Personal Best Lap

P9 51 Nicholas BOWERS				
LAP	LAP TIME	DIFF	MPH	TIME OF DAY
1 -	1:08.127	11.561	63.83	15:58:30.362
2 -	57.839	1.273	75.18	15:59:28.201
3 -	59.714	3.148	72.82	16:00:27.915
4 -	58.598	2.032	74.21	16:01:26.513
5 -	56.903	0.337	76.42	16:02:23.416
6 -	56.722 (2)	0.156	76.66	16:03:20.138
7 -	56.973	0.407	76.32	16:04:17.111
8 -	56.849	0.283	76.49	16:05:13.960
9 -	57.912	1.346	75.08	16:06:11.872
10 -	1:10.708	14.142	61.50	16:07:22.580
11 -	1:24.407	27.841	51.51	16:08:46.987
12 -	1:21.862	25.296	53.12	16:10:08.849
13 -	57.106	0.540	76.14	16:11:05.955
14 -	56.854	0.288	76.48	16:12:02.809
15 -	56.756	0.190	76.61	16:12:59.565
16 -	56.566 (1)		76.87	16:13:56.131
17 -	56.770	0.204	76.60	16:14:52.901
18 -	56.735	0.169	76.64	16:15:49.636
19 -	56.723 (3)	0.157	76.66	16:16:46.359
20 -	57.059	0.493	76.21	16:17:43.418

P10 13 Ryan FAULCONBRIDGE

LAP	LAP TIME	DIFF	MPH	TIME OF DAY
1 -	1:08.398	11.888	63.57	15:58:30.633
2 -	58.343	1.833	74.53	15:59:28.976
3 -	59.173	2.663	73.48	16:00:28.149
4 -	59.558	3.048	73.01	16:01:27.707
5 -	56.751	0.241	76.62	16:02:24.458
6 -	58.483	1.973	74.35	16:03:22.941
7 -	57.141	0.631	76.10	16:04:20.082
8 -	57.279	0.769	75.91	16:05:17.361
9 -	57.061	0.551	76.20	16:06:14.422
10 -	1:08.762	12.252	63.24	16:07:23.184
11 -	1:24.837	28.327	51.25	16:08:48.021
12 -	1:20.973	24.463	53.70	16:10:08.994
13 -	57.511	1.001	75.61	16:11:06.505
14 -	56.773	0.263	76.59	16:12:03.278
15 -	56.513 (2)	0.003	76.94	16:12:59.791
16 -	56.752	0.242	76.62	16:13:56.543
17 -	56.510 (1)		76.95	16:14:53.053
18 -	56.688 (3)	0.178	76.71	16:15:49.741
19 -	56.843	0.333	76.50	16:16:46.584
20 -	57.056	0.546	76.21	16:17:43.640

P11 78 Tim GLOVER

LAP	LAP TIME	DIFF	MPH	TIME OF DAY
1 -	1:10.183	13.129	61.96	15:58:32.418
2 -	59.097	2.043	73.58	15:59:31.515
3 -	58.399	1.345	74.46	16:00:29.914
4 -	58.920	1.866	73.80	16:01:28.834
5 -	57.054 (1)		76.21	16:02:25.888
6 -	58.052	0.998	74.90	16:03:23.940
7 -	57.234	0.180	75.97	16:04:21.174
8 -	57.907	0.853	75.09	16:05:19.081
9 -	59.282	2.228	73.35	16:06:18.363
10 -	1:08.504	11.450	63.47	16:07:26.867
11 -	1:23.533	26.479	52.05	16:08:50.400
12 -	1:19.636	22.582	54.60	16:10:10.036
13 -	58.508	1.454	74.32	16:11:08.544
14 -	57.285	0.231	75.91	16:12:05.829

Brands Hatch Indy

Circuit Length = 1.2079 miles

Start: 15:57 Flag 16:17 End: 16:18

Weather / Track : Bright / Dry

Formula Ford Festival - Brands Hatch - 22nd/23rd October 2016

BRSCC Quaife Fiesta Championship - Class C

RACE 19 - LAP ANALYSIS

DIFF = Difference To Personal Best Lap

15 -	57.411	0.357	75.74	16:13:03.240
16 -	57.152 (3)	0.098	76.08	16:14:00.392
17 -	57.395	0.341	75.76	16:14:57.787
18 -	57.083 (2)	0.029	76.18	16:15:54.870
19 -	57.477	0.423	75.65	16:16:52.347
20 -	58.622	1.568	74.18	16:17:50.969

P12 11 Lee DENDY-SADLER

LAP	LAP TIME	DIFF	MPH	TIME OF DAY
1 -	1:09.944	12.713	62.17	15:58:32.179
2 -	58.045	0.814	74.91	15:59:30.224
3 -	58.207	0.976	74.70	16:00:28.431
4 -	58.816	1.585	73.93	16:01:27.247
5 -	57.231 (1)		75.98	16:02:24.478
6 -	57.915 (3)	0.684	75.08	16:03:22.393
7 -	58.026	0.795	74.94	16:04:20.419
8 -	58.505	1.274	74.32	16:05:18.924
9 -	58.929	1.698	73.79	16:06:17.853
10 -	1:07.534	10.303	64.39	16:07:25.387
11 -	1:23.857	26.626	51.85	16:08:49.244
12 -	1:20.715	23.484	53.87	16:10:09.959
13 -	58.518	1.287	74.31	16:11:08.477
14 -	58.422	1.191	74.43	16:12:06.899
15 -	58.215	0.984	74.69	16:13:05.114
16 -	57.835 (2)	0.604	75.18	16:14:02.949
17 -	58.597	1.366	74.21	16:15:01.546
18 -	58.294	1.063	74.59	16:15:59.840
19 -	58.499	1.268	74.33	16:16:58.339
20 -	58.450	1.219	74.39	16:17:56.789

P13 31 Jay DANIELS

LAP	LAP TIME	DIFF	MPH	TIME OF DAY
1 -	1:10.593	13.160	61.60	15:58:32.828
2 -	59.412	1.979	73.19	15:59:32.240
3 -	58.391	0.958	74.47	16:00:30.631
4 -	58.696	1.263	74.08	16:01:29.327
5 -	57.485 (2)	0.052	75.64	16:02:26.812
6 -	57.864 (3)	0.431	75.15	16:03:24.676
7 -	57.433 (1)		75.71	16:04:22.109
8 -	1:02.582	5.149	69.48	16:05:24.691
9 -	59.620	2.187	72.93	16:06:24.311
10 -	1:05.468	8.035	66.42	16:07:29.779
11 -	1:22.289	24.856	52.84	16:08:52.068
12 -	1:18.593	21.160	55.33	16:10:10.661
13 -	59.130	1.697	73.54	16:11:09.791
14 -	58.660	1.227	74.13	16:12:08.451
15 -	58.329	0.896	74.55	16:13:06.780
16 -	58.298	0.865	74.59	16:14:05.078
17 -	59.558	2.125	73.01	16:15:04.636
18 -	58.825	1.392	73.92	16:16:03.461
19 -	58.865	1.432	73.87	16:17:02.326
20 -	58.607	1.174	74.19	16:18:00.933

P14 77 David PUGH

LAP	LAP TIME	DIFF	MPH	TIME OF DAY
1 -	1:12.464	13.795	60.00	15:58:34.699
2 -	1:00.128	1.459	72.32	15:59:34.827
3 -	59.944	1.275	72.54	16:00:34.771
4 -	59.363	0.694	73.25	16:01:34.134
5 -	58.875	0.206	73.86	16:02:33.009
6 -	59.212	0.543	73.44	16:03:32.221
7 -	58.937	0.268	73.78	16:04:31.158

DIFF = Difference To Personal Best Lap

8 -	1:00.095	1.426	72.36	16:05:31.253
9 -	1:01.202	2.533	71.05	16:06:32.455
10 -	1:03.302	4.633	68.69	16:07:35.757
11 -	1:17.901	19.232	55.82	16:08:53.658
12 -	1:18.603	19.934	55.32	16:10:12.261
13 -	59.713	1.044	72.82	16:11:11.974
14 -	59.417	0.748	73.18	16:12:11.391
15 -	59.199	0.530	73.45	16:13:10.590
16 -	58.820	0.151	73.93	16:14:09.410
17 -	58.717 (3)	0.048	74.06	16:15:08.127
18 -	58.684 (2)	0.015	74.10	16:16:06.811
19 -	58.848	0.179	73.89	16:17:05.659
20 -	58.669 (1)		74.12	16:18:04.328

P15 26 Dana FREEMAN

LAP	LAP TIME	DIFF	MPH	TIME OF DAY
1 -	1:13.025	15.210	59.54	15:58:35.260
2 -	1:25.173	27.358	51.05	16:00:00.433
3 -	1:00.203	2.388	72.23	16:01:00.636
4 -	58.885	1.070	73.84	16:01:59.521
5 -	58.243	0.428	74.66	16:02:57.764
6 -	58.607	0.792	74.19	16:03:56.371
7 -	58.947	1.132	73.77	16:04:55.318
8 -	59.779	1.964	72.74	16:05:55.097
9 -	59.804	1.989	72.71	16:06:54.901
10 -	1:12.740	14.925	59.78	16:08:07.641
11 -	1:09.351	11.536	62.70	16:09:16.992
12 -	1:02.253	4.438	69.85	16:10:19.245
13 -	59.771	1.956	72.75	16:11:19.016
14 -	58.377	0.562	74.49	16:12:17.393
15 -	58.381	0.566	74.48	16:13:15.774
16 -	58.240	0.425	74.66	16:14:14.014
17 -	57.815 (1)		75.21	16:15:11.829
18 -	57.842 (2)	0.027	75.18	16:16:09.671
19 -	57.847 (3)	0.032	75.17	16:17:07.518
20 -	58.473	0.658	74.36	16:18:05.991

P16 23 Jason POWELL

LAP	LAP TIME	DIFF	MPH	TIME OF DAY
1 -	1:11.447	12.644	60.86	15:58:33.682
2 -	1:00.228	1.425	72.20	15:59:33.910
3 -	1:00.023	1.220	72.44	16:00:33.933
4 -	59.557	0.754	73.01	16:01:33.490
5 -	59.232	0.429	73.41	16:02:32.722
6 -	59.051	0.248	73.64	16:03:31.773
7 -	59.007	0.204	73.69	16:04:30.780
8 -	1:00.591	1.788	71.76	16:05:31.371
9 -	1:03.138	4.335	68.87	16:06:34.509
10 -	1:03.697	4.894	68.27	16:07:38.206
11 -	1:16.552	17.749	56.80	16:08:54.758
12 -	1:18.336	19.533	55.51	16:10:13.094
13 -	59.380	0.577	73.23	16:11:12.474
14 -	59.384	0.581	73.22	16:12:11.858
15 -	59.233	0.430	73.41	16:13:11.091
16 -	58.803 (1)		73.95	16:14:09.894
17 -	59.295	0.492	73.33	16:15:09.189
18 -	58.928 (3)	0.125	73.79	16:16:08.117
19 -	58.904 (2)	0.101	73.82	16:17:07.021
20 -	59.874	1.071	72.62	16:18:06.895

Weather / Track : Bright / Dry

Brands Hatch Indy
Circuit Length = 1.2079 miles
Start: 15:57 Flag 16:17 End: 16:18

Formula Ford Festival - Brands Hatch - 22nd/23rd October 2016

BRSCC Quaife Fiesta Championship - Class C

RACE 19 - LAP ANALYSIS

DIFF = Difference To Personal Best Lap

P17 56 Kevin GOODING				
LAP	LAP TIME	DIFF	MPH	TIME OF DAY
1 -	1:13.866	14.377	58.87	15:58:36.101
2 -	1:03.959	4.470	67.99	15:59:40.060
3 -	1:01.618	2.129	70.57	16:00:41.678
4 -	1:01.072	1.583	71.20	16:01:42.750
5 -	1:00.439	0.950	71.95	16:02:43.189
6 -	1:00.549	1.060	71.81	16:03:43.738
7 -	1:01.002	1.513	71.28	16:04:44.740
8 -	1:03.459	3.970	68.52	16:05:48.199
9 -	1:03.932	4.443	68.01	16:06:52.131
10 -	1:15.108	15.619	57.89	16:08:07.239
11 -	1:08.975	9.486	63.04	16:09:16.214
12 -	1:02.109	2.620	70.01	16:10:18.323
13 -	1:00.944	1.455	71.35	16:11:19.267
14 -	59.596 (2)	0.107	72.96	16:12:18.863
15 -	59.968 (3)	0.479	72.51	16:13:18.831
16 -	1:01.126	1.637	71.14	16:14:19.957
17 -	59.489 (1)		73.09	16:15:19.446
18 -	1:00.476	0.987	71.90	16:16:19.922
19 -	1:00.687	1.198	71.65	16:17:20.609
20 -	1:00.174	0.685	72.26	16:18:20.783

P18 6 Joshua WATKINS				
LAP	LAP TIME	DIFF	MPH	TIME OF DAY
1 -	1:09.680	12.675	62.40	15:58:31.915
2 -	59.386	2.381	73.22	15:59:31.301
3 -	57.774 (3)	0.769	75.26	16:00:29.075
4 -	59.149	2.144	73.51	16:01:28.224
5 -	57.005 (1)		76.28	16:02:25.229
6 -	58.943	1.938	73.77	16:03:24.172
7 -	57.524 (2)	0.519	75.59	16:04:21.696

P19 15 Alfonso SKRICZKA				
LAP	LAP TIME	DIFF	MPH	TIME OF DAY
1 -	1:07.110 (2)	10.186	64.79	15:58:29.345
2 -	56.924 (1)		76.39	15:59:26.269